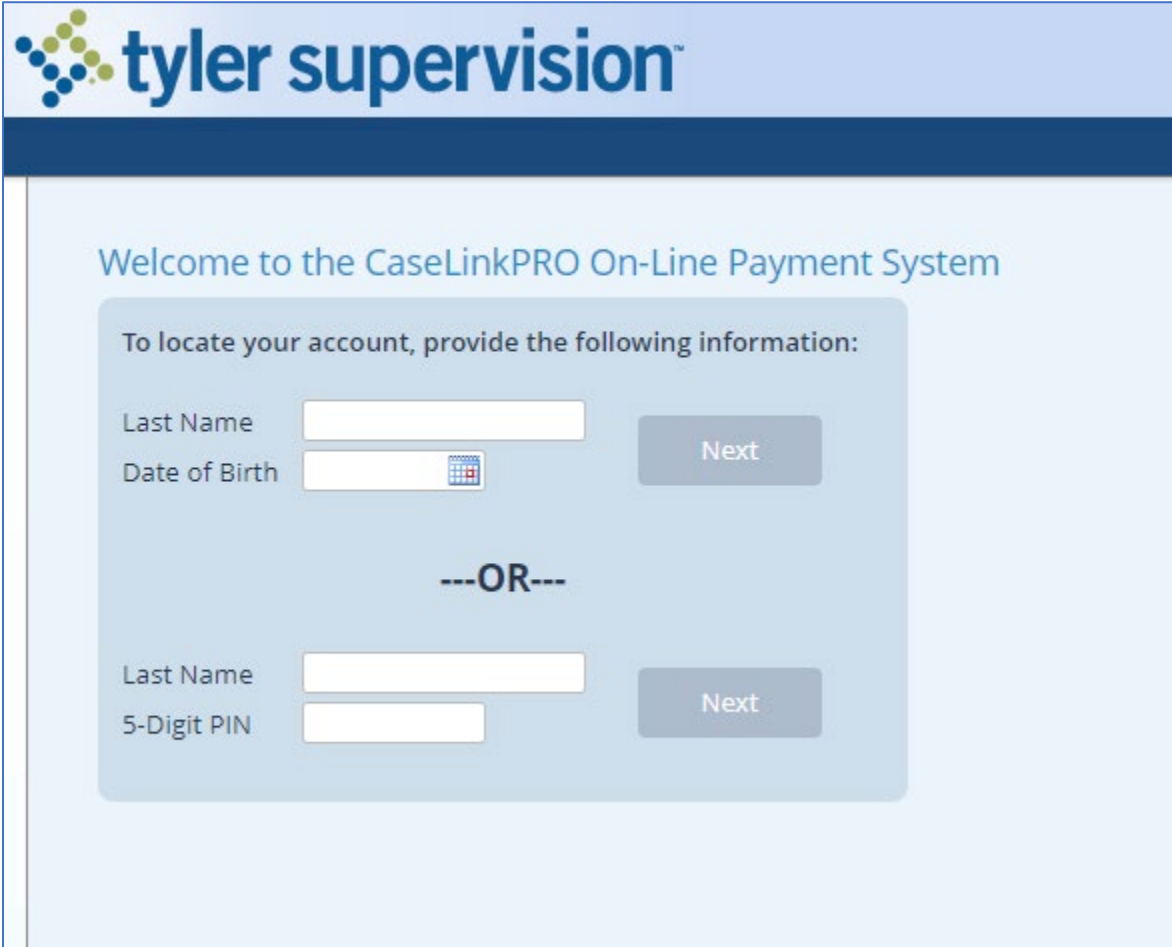


How to Make a PTR Payment on [WWW.CASELINKPAY.COM](http://WWW.CASELINKPAY.COM)




tyler supervision™

Welcome to the CaseLinkPRO On-Line Payment System

To locate your account, provide the following information:

1 - Last Name

2 - Date of Birth  

---OR---

3 - Last Name

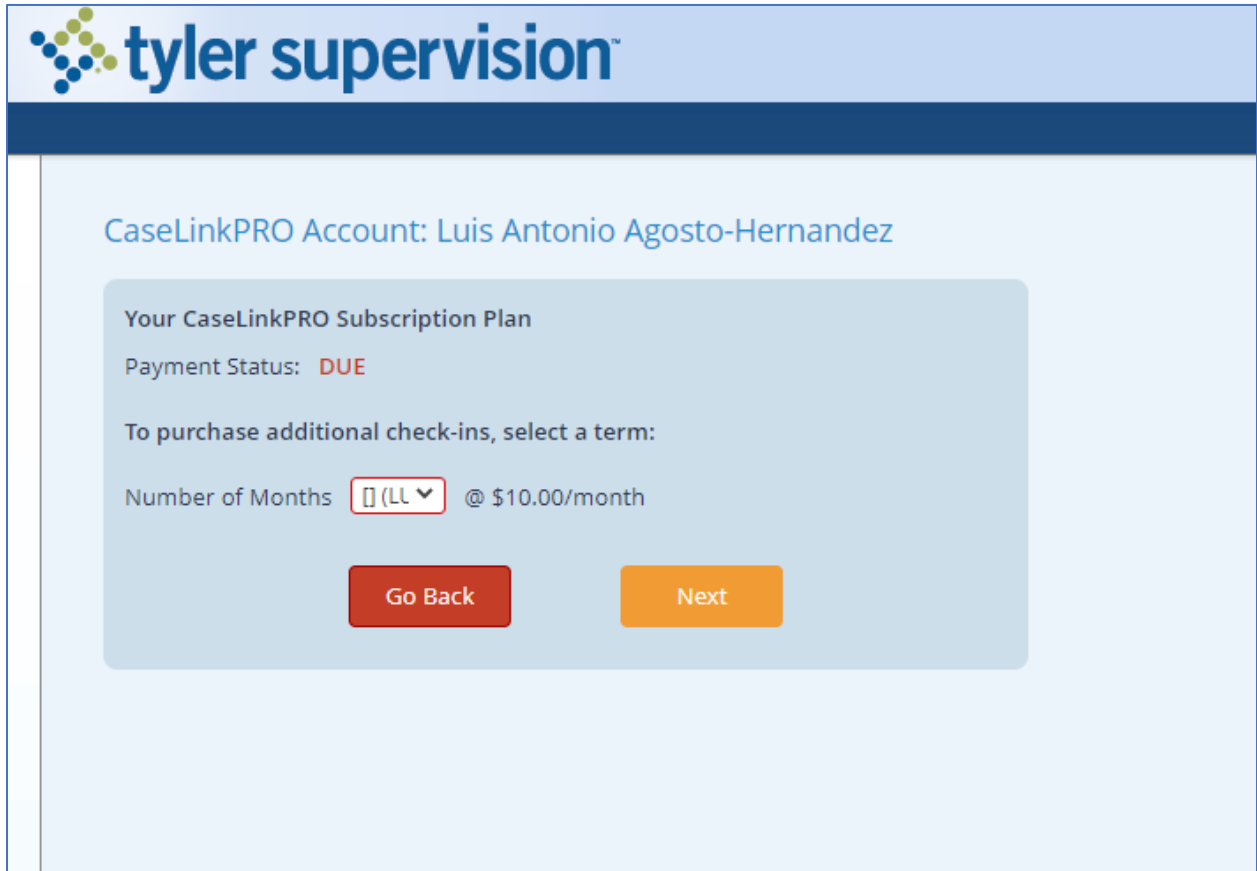
4 - 5-Digit PIN

1. Enter your last name(s).
2. Insert your date of birth month-day-year (example; 6-6-1966)

OR ALTERNATE METHOD:

3. Enter your last name(s).
4. Your PIN number that was given to you on your reporting papers.

After entering your last name, you will be taken to this page. Press the “Next” button



**tyler supervision™**

CaseLinkPRO Account: Luis Antonio Agosto-Hernandez

Your CaseLinkPRO Subscription Plan

Payment Status: **DUE**

To purchase additional check-ins, select a term:

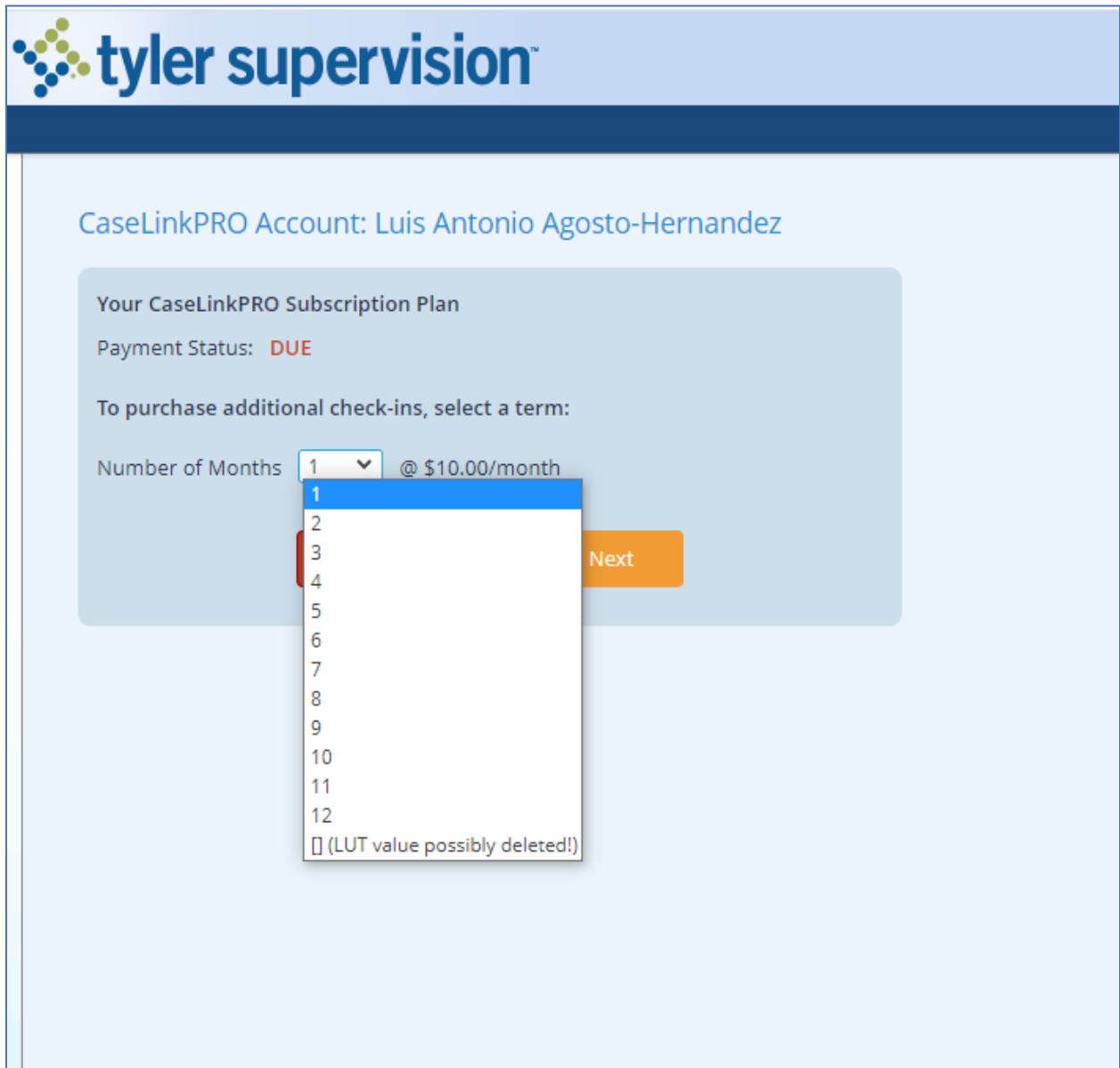
Number of Months  (LL ▼) @ \$10.00/month

[Go Back](#) [Next](#)

Select **1 month** to make your payment.


It is not recommended to make payments for more than one month. You will lose that money if your case is closed earlier than anticipated.

Press the “Next” button



The screenshot shows the Tyler Supervision CaseLinkPRO interface. At the top left is the Tyler Supervision logo. Below it, the account name "CaseLinkPRO Account: Luis Antonio Agosto-Hernandez" is displayed. The main content area shows "Your CaseLinkPRO Subscription Plan" with a "Payment Status: DUE". A prompt asks the user to "To purchase additional check-ins, select a term:". Below this, there is a "Number of Months" dropdown menu currently set to "1" with a price of "@ \$10.00/month". The dropdown menu is open, showing a list of numbers from 1 to 12, and a final option: "[ ] (LUT value possibly deleted!)". To the right of the dropdown is an orange "Next" button.

This page confirms that you will be paying for 1 month. Press the “Pay with Card” button.



### Review Your CaseLinkPRO Purchase

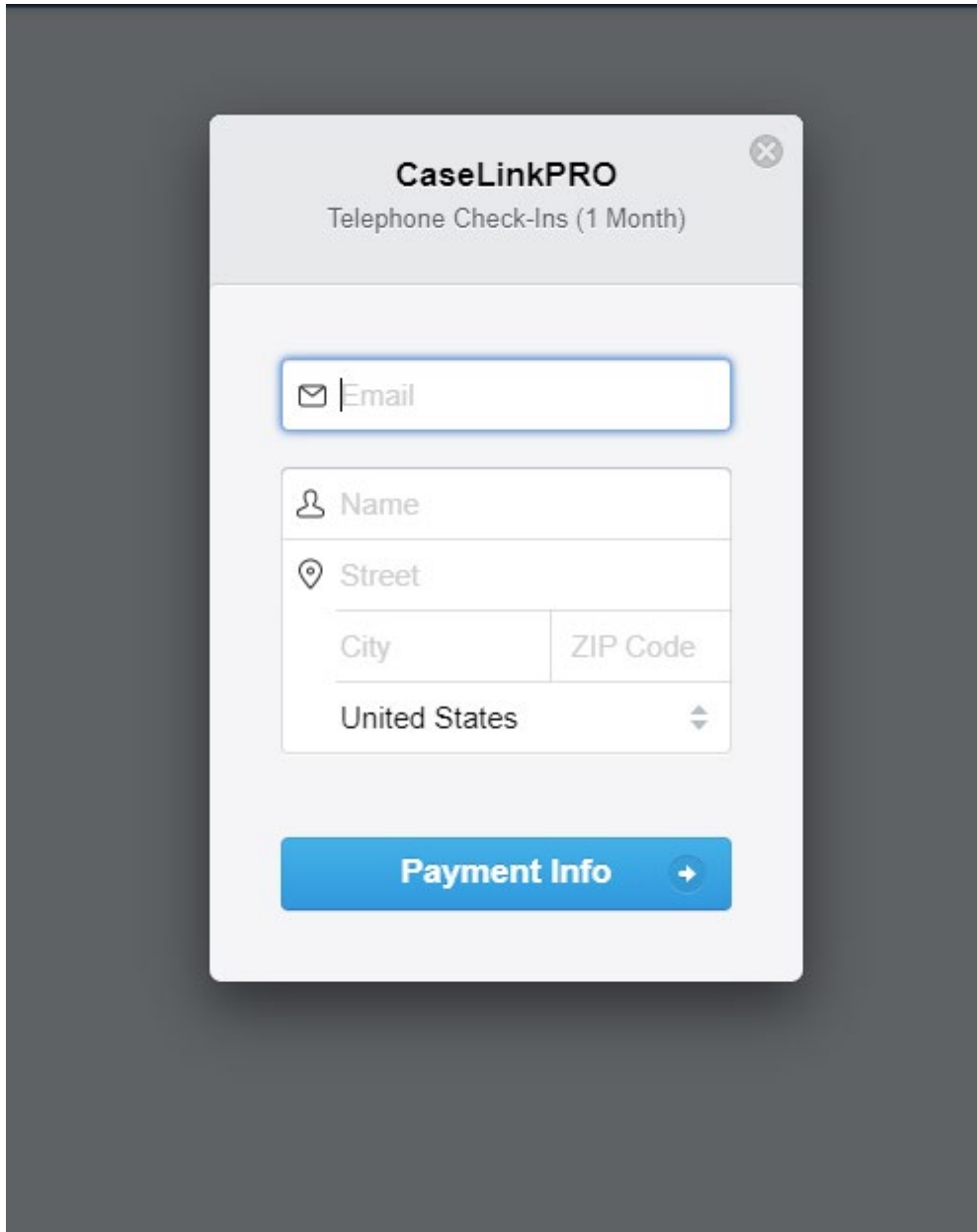
Account: Luis Antonio Agosto-Hernandez  
Item: CaseLinkPRO Telephone Check-Ins  
Quantity: 1 Month @ \$10.00/Month  
TOTAL: **\$10.00**

**IMPORTANT NOTES:**

- Enter the cardholder's name and billing address
- All payments received are final
- Refunds are not available for pre-paid check-ins

[Go Back](#) [Pay with Card](#)

Enter your email and your information or the information of who will be making the payment. Press the "Payment Info" button. Continue with your card information



The screenshot shows a mobile application interface for "CaseLinkPRO". At the top, the title "CaseLinkPRO" is displayed in bold, with a close button (an 'X' in a circle) to its right. Below the title, the subtitle "Telephone Check-Ins (1 Month)" is visible. The main form area contains several input fields: an "Email" field with an envelope icon, a "Name" field with a person icon, a "Street" field with a location pin icon, a "City" field, a "ZIP Code" field, and a dropdown menu for "United States" with a double-headed arrow. At the bottom of the form is a prominent blue button labeled "Payment Info" with a right-pointing arrow.