

## Exterior

Trees and shrubbery should not block the view of doorways and windows. As you can see below, this obstruction allows an intruder the opportunity of privacy to gain entrance.



Ornamental porch and yard post lamps are a means of eliminating night blind spots. Burglars don't like well-lit areas. There is too much of a chance that they might be spotted.

Install exterior lighting. The best possible location for outside lights is under the eaves. This makes ground-level assault more difficult. You can buy an inexpensive timer or photoelectric cell, which will automatically turn the lights on at dusk and turn them off at dawn.

To give the appearance that you are at home, use an electric timer to turn lamps on in the evening and off at your normal retirement hour. Timers can be used to turn on radios as well as lamps. Use at least one timer on each floor of the house.

Ladders and other stepping devices should be chained up in a horizontal position or locked in a garage. Such items left unsecured can be used to gain entrance through second story windows.

You should clearly display your house number. Law enforcement officers and emergency vehicles can recognize your home resulting in an early response in case of an emergency.

This Residential Security pamphlet is designed to be a brief and explanatory process for securing your home. By following its guidelines, your home will be more secure, resulting in your own sense of security.

# Residential Security

**Burglars look for easy targets, so...  
MAKE IT TOUGH!**



## Protecting your home!

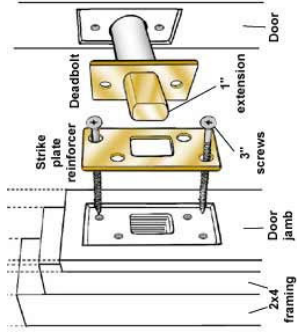


**Osceola County Sheriff's Office  
Community Services  
2601 E. Irlo Bronson Memorial Hwy  
Kissimmee, FL 34747  
407-348-1190**

**Osceola County  
Sheriff's Office  
Sheriff Bob Hansell  
For more information call  
Community Services:  
407-348-1190**

As we approach your **FRONT DOOR...**

Install good locks...and lock them!



This deadbolt lock has a one-inch extended bolt, and a casehardened security cover installed over the lock cylinder. The security cover recesses the cylinder and covers the lock, making it more difficult to force or damage the locking mechanism.

### PATIO DOORS

Frequently sliding glass are points of entry for burglars. They should be stabilized by a folding bar inside the door, or with a stick wedged firmly in the lower track behind the door. This will help to reinforce the door's standard lock.

Another type of entry from sliding patio doors is removal from their track. Many can be lifted from their tracks in a matter of seconds. The ease of this can be minimized by the installation of screws above the door in the frame, cutting down the amount of open space over the door.

Doors leading to the outside of the house should be solid, not hollow. If these doors contain windows, they should be unbreakable material and out of reach of any locks. All door pins should be on the inside of the structure.

Garage doors are as important as front and back doors for security. They should be of solid structure and remain locked when not in use.

Garage doors can be secured by placing a lock in the track. Your automatic garage door opener should be unplugged when leaving for an extended period of time or while on vacation.


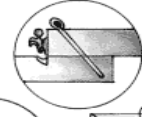
Answering your door without knowing who is outside can result in personal contact with a criminal. Make it a practice to view callers through a window or glass door panel. Install a 180-degree door viewer in the door.

### WINDOWS

How about window? Not only do we lose heat or cool through windows, they also offer an easy target for the criminal.

Windows are another easily accessible entrance.

A. Double hung windows should be pinned.



1. Drill a 9/64" hole through each corner of the lower window at a slight downward angle.
2. Extend the hole into the lower corners of the upper window about half way.
3. A 16-penny nail or eyebolt will fit freely into the holes. The nail can be shortened to desired length.

B. Aluminum frame sliding windows should be secured to reduce vertical clearance between window and track.

1. Slide window to open position.
2. Install two one inch #12 sheet metal screws in track above window at each end.
3. Adjust screws to allow for minimum clearance between screws and window.
4. These windows can also be secured in the same fashion as the sliding patio doors.

Securing your home against intrusion is of paramount importance. When the security of your home is improved the sense of well being and safety provides a pleasant surrounding for your entire family.

Our office is available to do a *Residential Security Survey* at your home to help you identify any areas of concern.



Another program that we offer is Neighborhood Crime Watch. The Neighborhood Crime Watch program is designed to help protect your entire neighborhood. This program enlists the cooperation of all your surrounding neighbors to become educated about crime prevention and to help you get to know each other. If everyone works together to become aware of potential danger signs and responds to them, your neighborhood can develop an advantageous system for everyone.

**Contact Community Services at 407-348-1190 for more information**