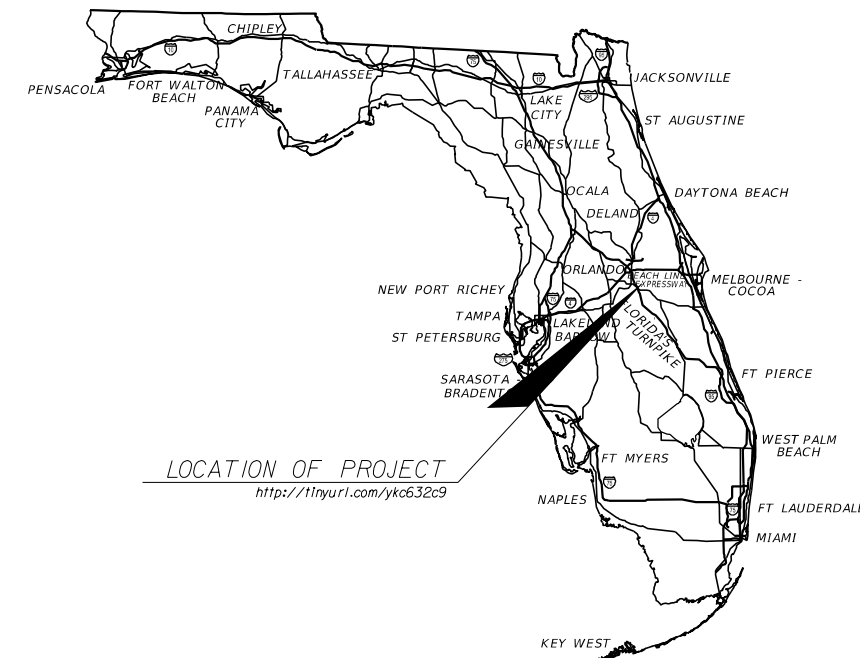




OSCEOLA COUNTY
ENGINEERING DEPARTMENT
 1 Courthouse Square, Suite 1100
 Kissimmee, Florida 34741-5488
 Voice: (407) 343-2600 Fax (407) 343-2623

BOARD OF COUNTY COMMISSIONERS
OSCEOLA COUNTY, FLORIDA
ENGINEERING DEPARTMENT
 SIGNING AND PAVEMENT MARKING
 PLANS FOR
 COUNTY CONTRACT NO. PS-22-13174-DG
 JACK BRACK ROAD WIDENING
 FROM NARCOOSSEE ROAD TO ABSHER ROAD



LOCATION OF PROJECT
<http://11nyurl.com/ykc632c9>

INDEX OF SIGNING AND PAVEMENT MARKING PLANS

SHEET NO.	SHEET DESCRIPTION
S-1	KEY SHEET
S-2 - S-5	TABULATION OF QUANTITIES
S-6	GENERAL NOTES
S-7 - S-31	SIGNING AND PAVEMENT MARKING PLANS
S-32	GUIDE SIGN WORKSHEETS

THIS ITEM HAS BEEN DIGITALLY
 SIGNED AND SEALED BY

ON THE DATE ADJACENT TO THE SEAL

PRINTED COPIES OF THIS DOCUMENT ARE
 NOT CONSIDERED SIGNED AND SEALED
 AND THE SIGNATURE MUST BE VERIFIED
 ON ANY ELECTRONIC COPIES.

GOVERNING STANDARD PLANS:

Florida Department of Transportation, FY 2024-25 Standard Plans for Road and Bridge Construction and applicable Interim Revisions (IRs).

Standard Plans for Road Construction and associated IRs are available at the following website: <http://www.fdot.gov/design/standardplans>

GOVERNING STANDARD SPECIFICATIONS:

Florida Department of Transportation, FY 2024-25 Standard Specifications for Road and Bridge Construction at the following website: <http://www.fdot.gov/programmanagement/Implemented/SpecBooks>

Osceola County Board of County Commissioners Road Construction Specifications at the following website: <http://11nyurl.com/ykc2mzhpp>

BOARD OF COUNTY COMMISSIONERS

PEGGY CHOUDHRY	DISTRICT 1
VIVIANA JANER	DISTRICT 2
BRANDON ARRINGTON	DISTRICT 3
CHERYL GRIEB	DISTRICT 4
RICKY BOOTH	DISTRICT 5

COUNTY ADMINISTRATION

DON FISHER, COUNTY MANAGER

PUBLIC WORKS DEPARTMENT

MEHUL PAREKH, P.E., PUBLIC WORKS DIRECTOR
 NICOLAS HARTLEY, P.E., ASSISTANT DIRECTOR OF TRANSPORTATION

SIGNING AND PAVEMENT MARKING PLANS
ENGINEER OF RECORD:

ADAM C. BURNETT NO.: 82314
 INWOOD CONSULTING ENGINEERS
 3000 DOVERA DRIVE, SUITE 200
 OVIEDO, FLORIDA 32765
 P: 407.971.8850 F:407.971.8955
 VENDOR NO.: F593216593003

OSCEOLA COUNTY PROJECT MANAGER

JOSE J. SANTIAGO, CFM


60% SUBMITTAL
APRIL 2024

FISCAL YEAR	SHEET NO.
25	S-1

TABULATION OF QUANTITIES

PAY ITEM NO.	DESCRIPTION	UNIT	SHEET NUMBERS												TOTAL THIS SHEET		GRAND TOTAL			
			S-7		S-8		S-9		S-10		S-11		S-12		S-13		PLAN	FINAL	PLAN	FINAL
			PLAN	FINAL	PLAN	FINAL	PLAN	FINAL	PLAN	FINAL	PLAN	FINAL	PLAN	FINAL						
700-1-111	SINGLE COLUMN GROUND SIGN ASSEMBLY, F&I GROUND MOUNT, LESS THAN 12 SF	EA	6		2		1				1		1		2		13			
700-1-112	SINGLE COLUMN GROUND SIGN ASSEMBLY, F&I GROUND MOUNT, 12.0-20.0 SF	EA	2														2			
700-1-113	SINGLE COLUMN GROUND SIGN ASSEMBLY, F&I GROUND MOUNT, 20.1-30.0 SF	EA			1		1				1		2		2		7			
700-1-600	SINGLE COLUMN GROUND SIGN ASSEMBLY, REMOVE	EA	3		1		1				1		2		2		10			
700-2-600	MULTI-COLUMN GROUND SIGN ASSEMBLY, REMOVE	EA	1														1			
700-3-501	SIGN PANEL, RELOCATE, UP TO 12 SF	EA	8				4				4		8		8		32			
704-1-4	TUBULAR MARKER, 36" YELLOW POST	EA	1								2				2		5			
705-10-1	OBJECT MARKER, TYPE 1	EA	4								3				3		10			
705-10-4	OBJECT MARKER, TYPE 4	EA																		
706-1-3	RAISED PAVEMENT MARKER, TYPE B (WHITE/RED)	EA	48		22						5				5		80			
	RAISED PAVEMENT MARKER, TYPE B (MONO YELLOW)	EA	49								37				37		123			
	RAISED PAVEMENT MARKER, TYPE B (YELLOW/YELLOW)	EA	18				2				2		40		44		106			
710-11-290	PAINTED PAVEMENT MARKINGS, STANDARD, YELLOW, ISLAND NOSE	SF	39								4				4		47			
710-90	PAINTED PAVEMENT MARKINGS - FINAL SURFACE	LS																		
	PAINTED PAVEMENT MARKINGS, STANDARD, WHITE, SOLID, 6"	GM	0.178		0.408		0.227		0.423		0.352		0.211		0.361		2.160			
	PAINTED PAVEMENT MARKINGS, STANDARD, WHITE, SOLID FOR INTERCHANGE AND URBAN ISLAND, 8"	GM	0.072		0.075												0.147			
	PAINTED PAVEMENT MARKINGS, STANDARD, WHITE, SOLID FOR CROSS WALK AND ROUNDABOUT, 12"	LF	384				121				143		245		272		1165			
	PAINTED PAVEMENT MARKINGS, STANDARD, WHITE, SOLID FOR DIAGONAL OR CHEVRON, 18"	LF	90		40												130			
	PAINTED PAVEMENT MARKINGS, STANDARD, WHITE, SOLID FOR STOP LINE OR CROSSWALK, 24"	LF	378				111				113		234		204		1040			
	PAINTED PAVEMENT MARKINGS, STANDARD, WHITE, 2-4 DOTTED GUIDELINE/6-10 DOTTED EXT, 6"	GM	0.124		0.033		0.057				0.057		0.132		0.036		0.439			
	PAINTED PAVEMENT MARKINGS, STANDARD, WHITE, MESSAGE OR SYMBOL (ONLY)	EA	4		3												7			
	PAINTED PAVEMENT MARKINGS, STANDARD, WHITE, MESSAGE OR SYMBOL (BIKE/ARROW)	EA	3				2		2		2		3		2		14			
	PAINTED PAVEMENT MARKINGS, STANDARD, WHITE, ARROW (RIGHT)	EA	5		3										1		9			
	PAINTED PAVEMENT MARKINGS, STANDARD, WHITE, ARROW (LEFT)	EA	2								2				2		6			
	PAINTED PAVEMENT MARKINGS, STANDARD, WHITE, ARROW (THROUGH-LEFT)	EA	4		3												7			
	PAINTED PAVEMENT MARKINGS, STANDARD, YELLOW, SOLID, 6"	GM	0.148		0.212		0.230		0.212		0.184		0.300		0.268		1.554			
	PAINTED PAVEMENT MARKINGS, STANDARD, YELLOW, 2-4 DOTTED GUIDE LINE/6-10 DOTTED EXTENSION LINE, 6"	GM									0.028				0.034		0.062			
	PAINTED PAVEMENT MARKINGS, STANDARD, YELLOW, SOLID FOR DIAGONAL OR CHEVRON, 18"	LF	46										90		179		315			
711-11-123	THERMOPLASTIC, STANDARD, WHITE 12" FOR CROSSWALK AND ROUNDABOUT	LF	384				121				143		245		272		1165			
711-11-124	THERMOPLASTIC, STANDARD, WHITE, SOLID, 18" FOR DIAGONAL OR CHEVRON	LF	90		40												130			
711-11-125	THERMOPLASTIC, STANDARD, WHITE, SOLID, 24" FOR STOP LINE	LF	57				16				22		42		31		168			
711-11-141	THERMOPLASTIC, STANDARD, WHITE, 2-4 DOTTED GUIDELINE/6-10 GAP EXTENSION, 6"	GM	0.124		0.033		0.057				0.057		0.132		0.036		0.439			
711-11-160	THERMOPLASTIC, STANDARD, WHITE, MESSAGE OR SYMBOL (ONLY)	EA	4		3												7			
711-11-170	THERMOPLASTIC, STANDARD, WHITE, ARROW (RIGHT)	EA	5		3										1		9			
	THERMOPLASTIC, STANDARD, WHITE, ARROW (LEFT)	EA	2								2				2		6			
	THERMOPLASTIC, STANDARD, WHITE, ARROW (THROUGH-LEFT)	EA	4		3												7			
711-11-224	THERMOPLASTIC, STANDARD, YELLOW, SOLID, 18" FOR DIAGONAL OR CHEVRON	LF	46										90		179		315			
711-11-241	THERMOPLASTIC, STANDARD, YELLOW, 2-4 DOTTED GUIDE LINE/6-10 DOTTED EXTENSION LINE, 6"	GM									0.028				0.034		0.062			
711-14-125	THERMOPLASTIC, PREFORMED, WHITE, SOLID, 24" FOR CROSSWALK	LF	321				95				93		192		173		874			
711-14-160	THERMOPLASTIC, PREFORMED, WHITE, MESSAGE (BIKE/ARROW)	EA	3				2		2		2		3		2		14			
711-16-101	THERMOPLASTIC, STANDARD-OTHER SURFACES, WHITE, SOLID, 6"	GM	0.178		0.408		0.227		0.423		0.352		0.211		0.361		2.160			
711-16-102	THERMOPLASTIC, STANDARD-OTHER SURFACES, WHITE, SOLID, 8"	GM	0.072		0.075												0.147			
711-16-201	THERMOPLASTIC, STANDARD-OTHER SURFACES, YELLOW, SOLID, 6"	GM	0.148		0.212		0.230		0.212		0.184		0.300		0.268		1.554			
711-17-1	THERMOPLASTIC, REMOVE EXISTING THERMOPLASTIC PAVEMENT MARKINGS- SURFACE TO REMAIN	SF	205														205			


THE OFFICIAL RECORD OF THIS SHEET IS THE ELECTRONIC FILE DIGITALLY SIGNED AND SEALED UNDER RULE 61G15-23.004, F.A.C.

REVISIONS			JACK BRACK ROAD WIDENING	ENGINEER OF RECORD Adam C. Burnett, PE PE No. 82314 Inwood Consulting Engineers, Inc. 3000 Dovera Drive, Suite 200 Oviedo, Florida 32765		TABULATION OF QUANTITIES	SHEET NO.
DATE	BY	DESCRIPTION					S-2

TABULATION OF QUANTITIES

PAY ITEM NO.	DESCRIPTION	UNIT	SHEET NUMBERS												TOTAL THIS SHEET		GRAND TOTAL			
			S-14		S-15		S-16		S-17		S-18		S-19		S-20		PLAN	FINAL	PLAN	FINAL
			PLAN	FINAL	PLAN	FINAL	PLAN	FINAL	PLAN	FINAL	PLAN	FINAL	PLAN	FINAL						
700-1-111	SINGLE COLUMN GROUND SIGN ASSEMBLY, F&I GROUND MOUNT, LESS THAN 12 SF	EA	1		3		5						1				11			
700-1-112	SINGLE COLUMN GROUND SIGN ASSEMBLY, F&I GROUND MOUNT, 12.0-20.0 SF	EA			1				1				2				4			
700-1-113	SINGLE COLUMN GROUND SIGN ASSEMBLY, F&I GROUND MOUNT, 20.1-30.0 SF	EA	1		1										1		3			
700-1-600	SINGLE COLUMN GROUND SIGN ASSEMBLY, REMOVE	EA	1		1		3		5		1		1		1		13			
700-2-600	MULTI-COLUMN GROUND SIGN ASSEMBLY, REMOVE	EA																		
700-3-501	SIGN PANEL, RELOCATE, UP TO 12 SF	EA	4		4										4		12			
704-1-4	TUBULAR MARKER, 36" YELLOW POST	EA											1		2		3			
705-10-1	OBJECT MARKER, TYPE 1	EA					2								3		5			
705-10-4	OBJECT MARKER, TYPE 4	EA																		
706-1-3	RAISED PAVEMENT MARKER, TYPE B (WHITE/RED)	EA			18		5						10		30		63			
	RAISED PAVEMENT MARKER, TYPE B (MONO YELLOW)	EA											60		75		135			
	RAISED PAVEMENT MARKER, TYPE B (YELLOW/YELLOW)	EA			47		30										77			
710-11-290	PAINTED PAVEMENT MARKINGS, STANDARD, YELLOW, ISLAND NOSE	SF											4		4		8			
710-90	PAINTED PAVEMENT MARKINGS - FINAL SURFACE	LS																		
	PAINTED PAVEMENT MARKINGS, STANDARD, WHITE, SOLID, 6"	GM	0.279		0.431		0.339		0.424		0.424		0.315		0.442		2.654			
	PAINTED PAVEMENT MARKINGS, STANDARD, WHITE, SOLID FOR INTERCHANGE AND URBAN ISLAND, 8"	GM											0.016				0.016			
	PAINTED PAVEMENT MARKINGS, STANDARD, WHITE, SOLID FOR CROSS WALK AND ROUNDABOUT, 12"	LF	108		146		327						151		176		908			
	PAINTED PAVEMENT MARKINGS, STANDARD, WHITE, SOLID FOR DIAGONAL OR CHEVRON, 18"	LF																		
	PAINTED PAVEMENT MARKINGS, STANDARD, WHITE, SOLID FOR STOP LINE OR CROSSWALK, 24"	LF	108		126		396						124		187		941			
	PAINTED PAVEMENT MARKINGS, STANDARD, WHITE, 2-4 DOTTED GUIDELINE/6-10 DOTTED EXT, 6"	GM	0.110		0.057		0.057						0.104				0.328			
	PAINTED PAVEMENT MARKINGS, STANDARD, WHITE, MESSAGE OR SYMBOL (ONLY)	EA																		
	PAINTED PAVEMENT MARKINGS, STANDARD, WHITE, MESSAGE OR SYMBOL (BIKE/ARROW)	EA	3		2		4				2		3		2		16			
	PAINTED PAVEMENT MARKINGS, STANDARD, WHITE, ARROW (RIGHT)	EA											1		3		4			
	PAINTED PAVEMENT MARKINGS, STANDARD, WHITE, ARROW (LEFT)	EA			4		2						2		2		10			
	PAINTED PAVEMENT MARKINGS, STANDARD, WHITE, ARROW (THROUGH-LEFT)	EA																		
	PAINTED PAVEMENT MARKINGS, STANDARD, YELLOW, SOLID, 6"	GM	0.218		0.280		0.244		0.212		0.212		0.206		0.182		1.554			
	PAINTED PAVEMENT MARKINGS, STANDARD, YELLOW, 2-4 DOTTED GUIDE LINE/6-10 DOTTED EXTENSION LINE, 6"	GM											0.008		0.024		0.032			
	PAINTED PAVEMENT MARKINGS, STANDARD, YELLOW, SOLID FOR DIAGONAL OR CHEVRON, 18"	LF					19										19			
711-11-123	THERMOPLASTIC, STANDARD, WHITE 12" FOR CROSSWALK AND ROUNDABOUT	LF	108		146		327						151		176		908			
711-11-124	THERMOPLASTIC, STANDARD, WHITE, SOLID, 18" FOR DIAGONAL OR CHEVRON	LF																		
711-11-125	THERMOPLASTIC, STANDARD, WHITE, SOLID, 24" FOR STOP LINE	LF	15		18		64						22		22		141			
711-11-141	THERMOPLASTIC, STANDARD, WHITE, 2-4 DOTTED GUIDELINE/6-10 GAP EXTENSION, 6"	GM	0.110		0.057		0.057						0.104				0.328			
711-11-160	THERMOPLASTIC, STANDARD, WHITE, MESSAGE OR SYMBOL (ONLY)	EA																		
711-11-170	THERMOPLASTIC, STANDARD, WHITE, ARROW (RIGHT)	EA											1		3		4			
	THERMOPLASTIC, STANDARD, WHITE, ARROW (LEFT)	EA			4		2						2		2		10			
	THERMOPLASTIC, STANDARD, WHITE, ARROW (THROUGH-LEFT)	EA																		
711-11-224	THERMOPLASTIC, STANDARD, YELLOW, SOLID, 18" FOR DIAGONAL OR CHEVRON	LF					19										19			
711-11-241	THERMOPLASTIC, STANDARD, YELLOW, 2-4 DOTTED GUIDE LINE/6-10 DOTTED EXTENSION LINE, 6"	GM											0.008		0.024		0.032			
711-14-125	THERMOPLASTIC, PREFORMED, WHITE, SOLID, 24" FOR CROSSWALK	LF	93		108		332						102		165		800			
711-14-160	THERMOPLASTIC, PREFORMED, WHITE, MESSAGE (BIKE/ARROW)	EA	3		2		4				2		3		2		16			
711-16-101	THERMOPLASTIC, STANDARD-OTHER SURFACES, WHITE, SOLID, 6"	GM	0.279		0.431		0.339		0.424		0.424		0.315		0.442		2.654			
711-16-102	THERMOPLASTIC, STANDARD-OTHER SURFACES, WHITE, SOLID, 8"	GM											0.016				0.016			
711-16-201	THERMOPLASTIC, STANDARD-OTHER SURFACES, YELLOW, SOLID, 6"	GM	0.218		0.280		0.244		0.212		0.212		0.206		0.182		1.554			
711-17-1	THERMOPLASTIC, REMOVE EXISTING THERMOPLASTIC PAVEMENT MARKINGS- SURFACE TO REMAIN	SF																		

THE OFFICIAL RECORD OF THIS SHEET IS THE ELECTRONIC FILE DIGITALLY SIGNED AND SEALED UNDER RULE 61G15-23.004, F.A.C.

<p>REVISIONS</p> <table border="1"> <thead> <tr> <th>DATE</th> <th>BY</th> <th>DESCRIPTION</th> </tr> </thead> <tbody> <tr> <td> </td> <td> </td> <td> </td> </tr> </tbody> </table>			DATE	BY	DESCRIPTION				<p>ENGINEER OF RECORD</p> <p>Adam C. Burnett, PE PE No. 82314 Inwood Consulting Engineers, Inc. 3000 Dovera Drive, Suite 200 Oviedo, Florida 32765</p>		 <p>OSCEOLA COUNTY ENGINEERING DEPARTMENT 1 Courthouse Square, Suite 1100 Kissimmee, Florida 34741-5488 Voice: (407) 343-2600 Fax (407) 343-2623</p>		<p>TABULATION OF QUANTITIES</p>		<p>SHEET NO.</p> <p>S-3</p>
DATE	BY	DESCRIPTION													

TABULATION OF QUANTITIES

PAY ITEM NO.	DESCRIPTION	UNIT	SHEET NUMBERS														TOTAL THIS SHEET		GRAND TOTAL	
			S-21		S-22		S-23		S-24		S-25		S-26		S-27		PLAN	FINAL	PLAN	FINAL
			PLAN	FINAL	PLAN	FINAL	PLAN	FINAL	PLAN	FINAL	PLAN	FINAL	PLAN	FINAL						
700-1-111	SINGLE COLUMN GROUND SIGN ASSEMBLY, F&I GROUND MOUNT, LESS THAN 12 SF	EA			1		2		1		2		2		1		9			
700-1-112	SINGLE COLUMN GROUND SIGN ASSEMBLY, F&I GROUND MOUNT, 12.0-20.0 SF	EA											1				1			
700-1-113	SINGLE COLUMN GROUND SIGN ASSEMBLY, F&I GROUND MOUNT, 20.1-30.0 SF	EA					1		1								2			
700-1-600	SINGLE COLUMN GROUND SIGN ASSEMBLY, REMOVE	EA					1		1			1				3		6		
700-2-600	MULTI-COLUMN GROUND SIGN ASSEMBLY, REMOVE	EA																		
700-3-501	SIGN PANEL, RELOCATE, UP TO 12 SF	EA					4		4				4				12			
704-1-4	TUBULAR MARKER, 36" YELLOW POST	EA					3						2				5			
705-10-1	OBJECT MARKER, TYPE 1	EA					3						3				6			
705-10-4	OBJECT MARKER, TYPE 4	EA																		
706-1-3	RAISED PAVEMENT MARKER, TYPE B (WHITE/RED)	EA					30					24		6			60			
	RAISED PAVEMENT MARKER, TYPE B (MONO YELLOW)	EA					75						37				112			
	RAISED PAVEMENT MARKER, TYPE B (YELLOW/YELLOW)	EA							2				2				4			
710-11-290	PAINTED PAVEMENT MARKINGS, STANDARD, YELLOW, ISLAND NOSE	SF					4						4				8			
710-90	PAINTED PAVEMENT MARKINGS - FINAL SURFACE	LS																		
	PAINTED PAVEMENT MARKINGS, STANDARD, WHITE, SOLID, 6"	GM	0.424		0.424		0.447		0.336		0.536		0.425		0.424		3.016			
	PAINTED PAVEMENT MARKINGS, STANDARD, WHITE, SOLID FOR INTERCHANGE AND URBAN ISLAND, 8"	GM																		
	PAINTED PAVEMENT MARKINGS, STANDARD, WHITE, SOLID FOR CROSS WALK AND ROUNDABOUT, 12"	LF					153		69				137				359			
	PAINTED PAVEMENT MARKINGS, STANDARD, WHITE, SOLID FOR DIAGONAL OR CHEVRON, 18"	LF											26				26			
	PAINTED PAVEMENT MARKINGS, STANDARD, WHITE, SOLID FOR STOP LINE OR CROSSWALK, 24"	LF					191		78				126				395			
	PAINTED PAVEMENT MARKINGS, STANDARD, WHITE, 2-4 DOTTED GUIDELINE/6-10 DOTTED EXT, 6"	GM					0.046		0.057		0.045						0.148			
	PAINTED PAVEMENT MARKINGS, STANDARD, WHITE, MESSAGE OR SYMBOL (ONLY)	EA																		
	PAINTED PAVEMENT MARKINGS, STANDARD, WHITE, MESSAGE OR SYMBOL (BIKE/ARROW)	EA	1		2		3		3		1		2		1		13			
	PAINTED PAVEMENT MARKINGS, STANDARD, WHITE, ARROW (RIGHT)	EA									3						6			
	PAINTED PAVEMENT MARKINGS, STANDARD, WHITE, ARROW (LEFT)	EA					2						2				4			
	PAINTED PAVEMENT MARKINGS, STANDARD, WHITE, ARROW (THROUGH-LEFT)	EA																		
	PAINTED PAVEMENT MARKINGS, STANDARD, YELLOW, SOLID, 6"	GM	0.212		0.212		0.188		0.217		0.213		0.210		0.212		1.464			
	PAINTED PAVEMENT MARKINGS, STANDARD, YELLOW, 2-4 DOTTED GUIDE LINE/6-10 DOTTED EXTENSION LINE, 6"	GM					0.022						0.034				0.056			
	PAINTED PAVEMENT MARKINGS, STANDARD, YELLOW, SOLID FOR DIAGONAL OR CHEVRON, 18"	LF																		
711-11-123	THERMOPLASTIC, STANDARD, WHITE 12" FOR CROSSWALK AND ROUNDABOUT	LF					153		69				137				359			
711-11-124	THERMOPLASTIC, STANDARD, WHITE, SOLID, 18" FOR DIAGONAL OR CHEVRON	LF											26				26			
711-11-125	THERMOPLASTIC, STANDARD, WHITE, SOLID, 24" FOR STOP LINE	LF					26		12				18				56			
711-11-141	THERMOPLASTIC, STANDARD, WHITE, 2-4 DOTTED GUIDELINE/6-10 GAP EXTENSION, 6"	GM					0.046		0.057		0.045						0.148			
711-11-160	THERMOPLASTIC, STANDARD, WHITE, MESSAGE OR SYMBOL (ONLY)	EA																		
711-11-170	THERMOPLASTIC, STANDARD, WHITE, ARROW (RIGHT)	EA					3				3						6			
	THERMOPLASTIC, STANDARD, WHITE, ARROW (LEFT)	EA					2						2				4			
	THERMOPLASTIC, STANDARD, WHITE, ARROW (THROUGH-LEFT)	EA																		
711-11-224	THERMOPLASTIC, STANDARD, YELLOW, SOLID, 18" FOR DIAGONAL OR CHEVRON	LF																		
711-11-241	THERMOPLASTIC, STANDARD, YELLOW, 2-4 DOTTED GUIDE LINE/6-10 DOTTED EXTENSION LINE, 6"	GM					0.022						0.034				0.056			
711-14-125	THERMOPLASTIC, PREFORMED, WHITE, SOLID, 24" FOR CROSSWALK	LF					165		66				108				339			
711-14-160	THERMOPLASTIC, PREFORMED, WHITE, MESSAGE (BIKE/ARROW)	EA	1		2		3		3		1		2		1		13			
711-16-101	THERMOPLASTIC, STANDARD-OTHER SURFACES, WHITE, SOLID, 6"	GM	0.424		0.424		0.447		0.336		0.536		0.425		0.424		3.016			
711-16-102	THERMOPLASTIC, STANDARD-OTHER SURFACES, WHITE, SOLID, 8"	GM																		
711-16-201	THERMOPLASTIC, STANDARD-OTHER SURFACES, YELLOW, SOLID, 6"	GM	0.212		0.212		0.188		0.217		0.213		0.210		0.212		1.464			
711-17-1	THERMOPLASTIC, REMOVE EXISTING THERMOPLASTIC PAVEMENT MARKINGS- SURFACE TO REMAIN	SF																		

REVISIONS		
DATE	BY	DESCRIPTION

**JACK BRACK ROAD
WIDENING**

ENGINEER OF RECORD
Adam C. Burnett, PE
PE No. 82314
Inwood Consulting Engineers, Inc.
3000 Dovera Drive, Suite 200
Oviedo, Florida 32765



**TABULATION OF
QUANTITIES**

SHEET NO.
S-4

TABULATION OF QUANTITIES

PAY ITEM NO.	DESCRIPTION	UNIT	SHEET NUMBERS														TOTAL THIS SHEET		GRAND TOTAL	
			S-28		S-29		S-30		S-31											
			PLAN	FINAL	PLAN	FINAL	PLAN	FINAL	PLAN	FINAL	PLAN	FINAL	PLAN	FINAL	PLAN	FINAL	PLAN	FINAL		
700-1-111	SINGLE COLUMN GROUND SIGN ASSEMBLY, F&I GROUND MOUNT, LESS THAN 12 SF	EA			2				3								5	38		
700-1-112	SINGLE COLUMN GROUND SIGN ASSEMBLY, F&I GROUND MOUNT, 12.0-20.0 SF	EA																7		
700-1-113	SINGLE COLUMN GROUND SIGN ASSEMBLY, F&I GROUND MOUNT, 20.1-30.0 SF	EA			3												3	15		
700-1-600	SINGLE COLUMN GROUND SIGN ASSEMBLY, REMOVE	EA	1		2				2								5	34		
700-2-600	MULTI-COLUMN GROUND SIGN ASSEMBLY, REMOVE	EA																1		
700-3-501	SIGN PANEL, RELOCATE, UP TO 12 SF	EA			4												4	60		
704-1-4	TUBULAR MARKER, 36" YELLOW POST	EA			2												2	15		
705-10-1	OBJECT MARKER, TYPE 1	EA							1								1	22		
705-10-4	OBJECT MARKER, TYPE 4	EA																		
706-1-3	RAISED PAVEMENT MARKER, TYPE B (WHITE/RED)	EA	6		6				32								44	247		
	RAISED PAVEMENT MARKER, TYPE B (MONO YELLOW)	EA			18				9								27	397		
	RAISED PAVEMENT MARKER, TYPE B (YELLOW/YELLOW)	EA			12												12	199		
710-11-290	PAINTED PAVEMENT MARKINGS, STANDARD, YELLOW, ISLAND NOSE	SF			7				4								11	74		
710-90	PAINTED PAVEMENT MARKINGS - FINAL SURFACE	LS																1		
	PAINTED PAVEMENT MARKINGS, STANDARD, WHITE, SOLID, 6"	GM	0.397		0.356			0.424	0.210								1.387	9.217		
	PAINTED PAVEMENT MARKINGS, STANDARD, WHITE, SOLID FOR INTERCHANGE AND URBAN ISLAND, 8"	GM																0.163		
	PAINTED PAVEMENT MARKINGS, STANDARD, WHITE, SOLID FOR CROSS WALK AND ROUNDABOUT, 12"	LF			149				131								280	2712		
	PAINTED PAVEMENT MARKINGS, STANDARD, WHITE, SOLID FOR DIAGONAL OR CHEVRON, 18"	LF																156		
	PAINTED PAVEMENT MARKINGS, STANDARD, WHITE, SOLID FOR STOP LINE OR CROSSWALK, 24"	LF			145				165								310	2686		
	PAINTED PAVEMENT MARKINGS, STANDARD, WHITE, 2-4 DOTTED GUIDELINE/6-10 DOTTED EXT, 6"	GM	0.048		0.066				0.057								0.172	1.086		
	PAINTED PAVEMENT MARKINGS, STANDARD, WHITE, MESSAGE OR SYMBOL (ONLY)	EA																7		
	PAINTED PAVEMENT MARKINGS, STANDARD, WHITE, MESSAGE OR SYMBOL (BIKE/ARROW)	EA	1		3				2								6	49		
	PAINTED PAVEMENT MARKINGS, STANDARD, WHITE, ARROW (RIGHT)	EA																19		
	PAINTED PAVEMENT MARKINGS, STANDARD, WHITE, ARROW (LEFT)	EA	2		2				3								7	27		
	PAINTED PAVEMENT MARKINGS, STANDARD, WHITE, ARROW (THROUGH-LEFT)	EA																7		
	PAINTED PAVEMENT MARKINGS, STANDARD, YELLOW, SOLID, 6"	GM	0.212		0.245			0.212	0.104								0.773	5.345		
	PAINTED PAVEMENT MARKINGS, STANDARD, YELLOW, 2-4 DOTTED GUIDE LINE/6-10 DOTTED EXTENSION LINE, 6"	GM			0.041												0.041	0.191		
	PAINTED PAVEMENT MARKINGS, STANDARD, YELLOW, SOLID FOR DIAGONAL OR CHEVRON, 18"	LF																334		
711-11-123	THERMOPLASTIC, STANDARD, WHITE 12" FOR CROSSWALK AND ROUNDABOUT	LF			149				131								280	2712		
711-11-124	THERMOPLASTIC, STANDARD, WHITE, SOLID, 18" FOR DIAGONAL OR CHEVRON	LF																156		
711-11-125	THERMOPLASTIC, STANDARD, WHITE, SOLID, 24" FOR STOP LINE	LF			20				29								49	414		
711-11-141	THERMOPLASTIC, STANDARD, WHITE, 2-4 DOTTED GUIDELINE/6-10 GAP EXTENSION, 6"	GM	0.048		0.066				0.057								0.172	1.086		
711-11-160	THERMOPLASTIC, STANDARD, WHITE, MESSAGE OR SYMBOL (ONLY)	EA																7		
711-11-170	THERMOPLASTIC, STANDARD, WHITE, ARROW (RIGHT)	EA																19		
	THERMOPLASTIC, STANDARD, WHITE, ARROW (LEFT)	EA	2		2				3								7	27		
	THERMOPLASTIC, STANDARD, WHITE, ARROW (THROUGH-LEFT)	EA																7		
711-11-224	THERMOPLASTIC, STANDARD, YELLOW, SOLID, 18" FOR DIAGONAL OR CHEVRON	LF																334		
711-11-241	THERMOPLASTIC, STANDARD, YELLOW, 2-4 DOTTED GUIDE LINE/6-10 DOTTED EXTENSION LINE, 6"	GM			0.041												0.041	0.191		
711-14-125	THERMOPLASTIC, PREFORMED, WHITE, SOLID, 24" FOR CROSSWALK	LF			125				136								261	2274		
711-14-160	THERMOPLASTIC, PREFORMED, WHITE, MESSAGE (BIKE/ARROW)	EA	1		3				2								6	49		
711-16-101	THERMOPLASTIC, STANDARD-OTHER SURFACES, WHITE, SOLID, 6"	GM	0.397		0.356			0.424	0.210								1.387	9.217		
711-16-102	THERMOPLASTIC, STANDARD-OTHER SURFACES, WHITE, SOLID, 8"	GM																0.163		
711-16-201	THERMOPLASTIC, STANDARD-OTHER SURFACES, YELLOW, SOLID, 6"	GM	0.212		0.245			0.212	0.104								0.773	5.345		
711-17-1	THERMOPLASTIC, REMOVE EXISTING THERMOPLASTIC PAVEMENT MARKINGS- SURFACE TO REMAIN	SF																205		

REVISIONS		
DATE	BY	DESCRIPTION

**JACK BRACK ROAD
WIDENING**

ENGINEER OF RECORD
Adam C. Burnett, PE
PE No. 82314
Inwood Consulting Engineers, Inc.
3000 Dovera Drive, Suite 200
Oviedo, Florida 32765



**TABULATION OF
QUANTITIES**

SHEET NO.
S-5

THE OFFICIAL RECORD OF THIS SHEET IS THE ELECTRONIC FILE DIGITALLY SIGNED AND SEALED UNDER RULE 61G15-23.004, F.A.C.

LEGEND:


RPM - RAISED PAVEMENT MARKER

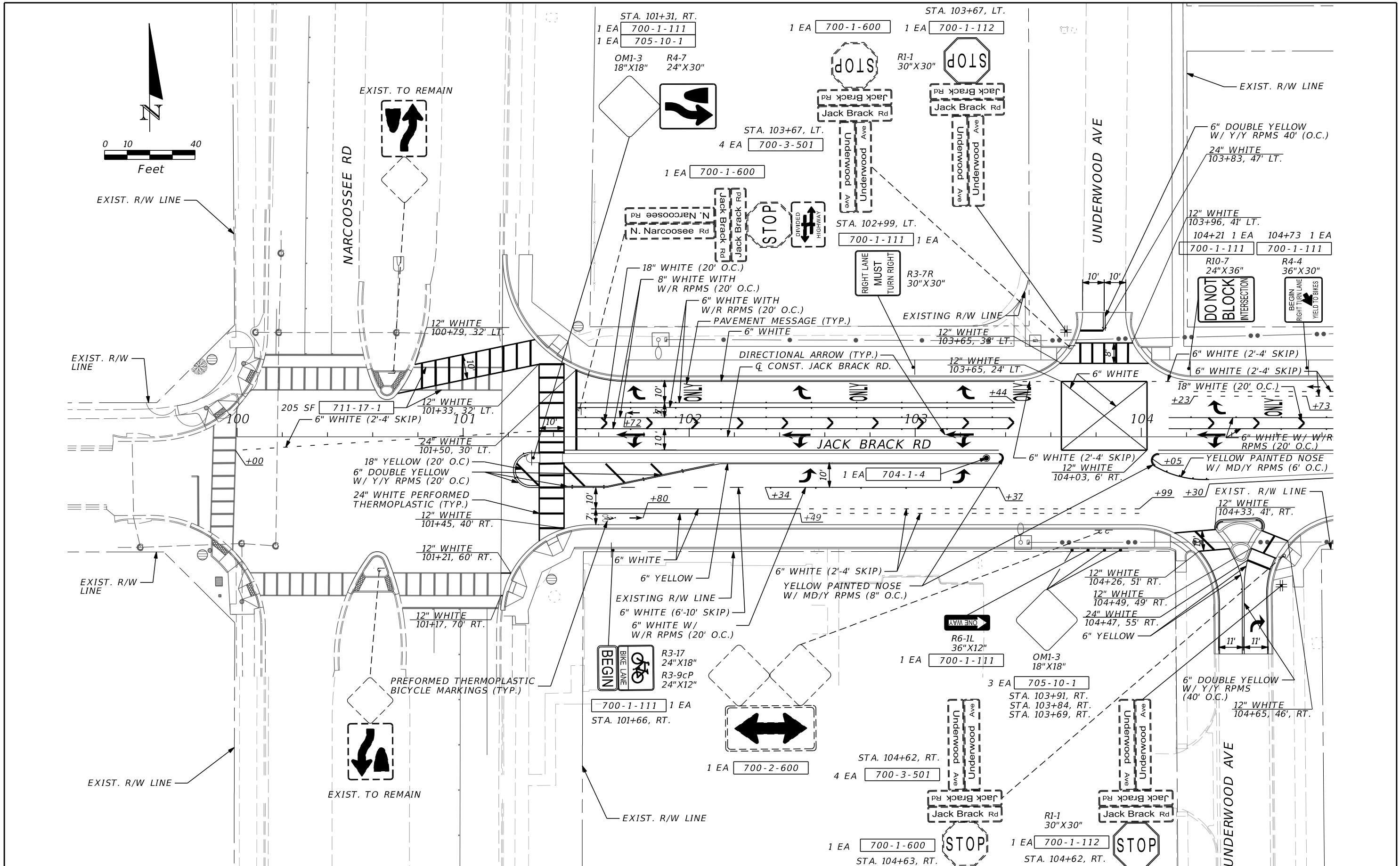
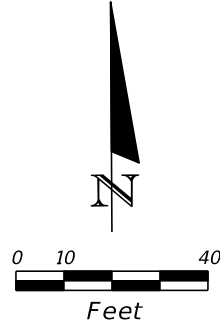
W/R - WHITE/RED RPM

Y/Y - YELLOW/YELLOW RPM

MD/Y - MONO-DIRECTIONAL YELLOW RPM

THE OFFICIAL RECORD OF THIS SHEET IS THE ELECTRONIC FILE DIGITALLY SIGNED AND SEALED UNDER RULE 61G15-23.004, F.A.C.

REVISIONS			<p>JACK BRACK ROAD WIDENING</p>	<p>ENGINEER OF RECORD</p> <p>Adam C. Burnett, PE PE No. 82314 Inwood Consulting Engineers, Inc. 3000 Dovera Drive, Suite 200 Oviedo, Florida 32765</p>	 <p>OSCEOLA COUNTY ENGINEERING DEPARTMENT 1 Courthouse Square, Suite 1100 Kissimmee, Florida 34741-5488 Voice: (407) 343-2600 Fax (407) 343-2623</p>	<p>GENERAL NOTES</p>	SHEET NO.
DATE	BY	DESCRIPTION					S-6



REVISIONS		
DATE	BY	DESCRIPTION

**JACK BRACK ROAD
WIDENING**

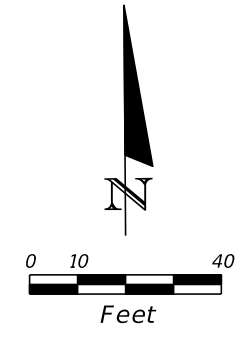
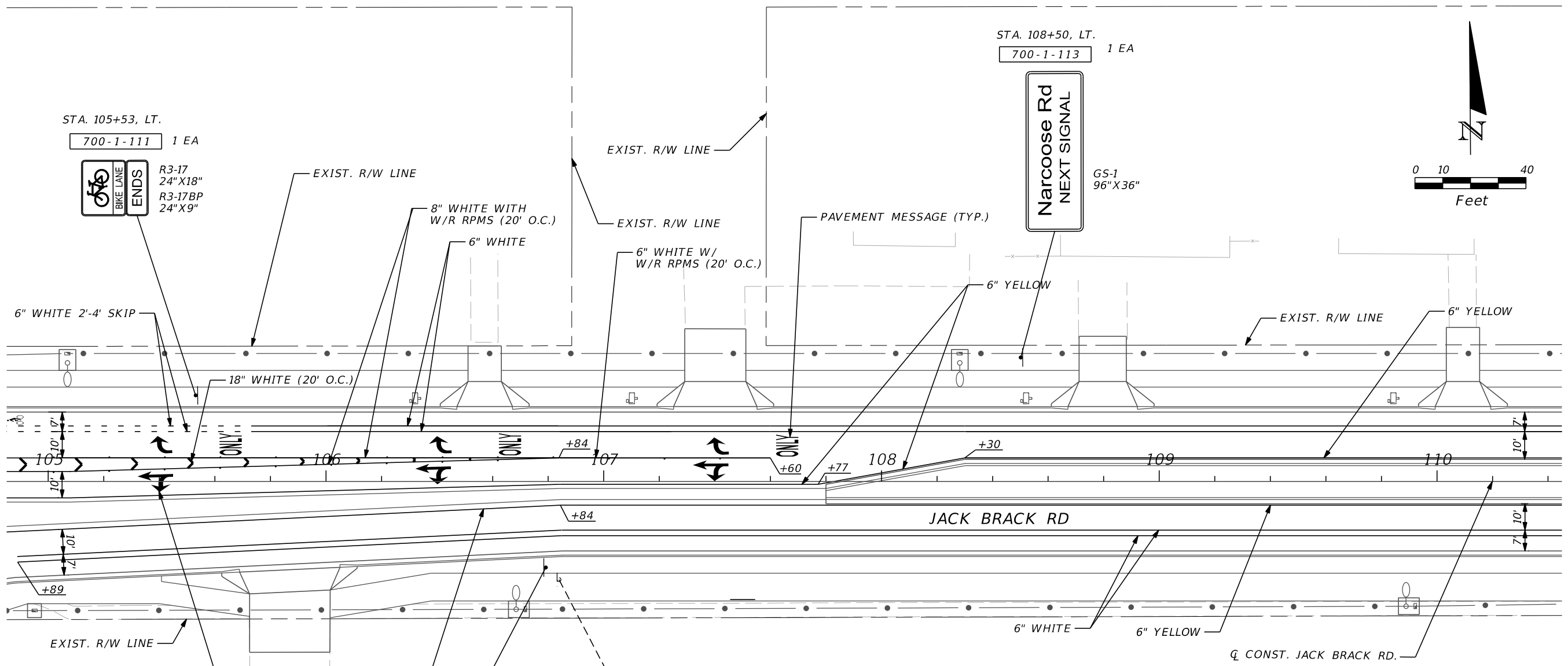
ENGINEER OF RECORD
Adam C. Burnett, PE
PE No. 82314
Inwood Consulting Engineers, Inc.
3000 Dovera Drive, Suite 200
Oviedo, Florida 32765



**SIGNING AND PAVEMENT
MARKING PLAN (1)**

SHEET
NO.
S-7

THE OFFICIAL RECORD OF THIS SHEET IS THE ELECTRONIC FILE DIGITALLY SIGNED AND SEALED UNDER RULE 61G15-23.004, F.A.C.



STA. 105+53, LT.
700-1-111 1 EA

R3-17
24" X 18"
R3-17BP
24" X 9"

STA. 108+50, LT.
700-1-113 1 EA

Narcoose Rd
NEXT SIGNAL

GS-1
96" X 36"

35
SPEED
LIMIT
R2-1
24" X 30"

700-1-111 1 EA
STA. 106+79, RT.

40
SPEED
LIMIT

700-1-600 1 EA

REVISIONS		
DATE	BY	DESCRIPTION

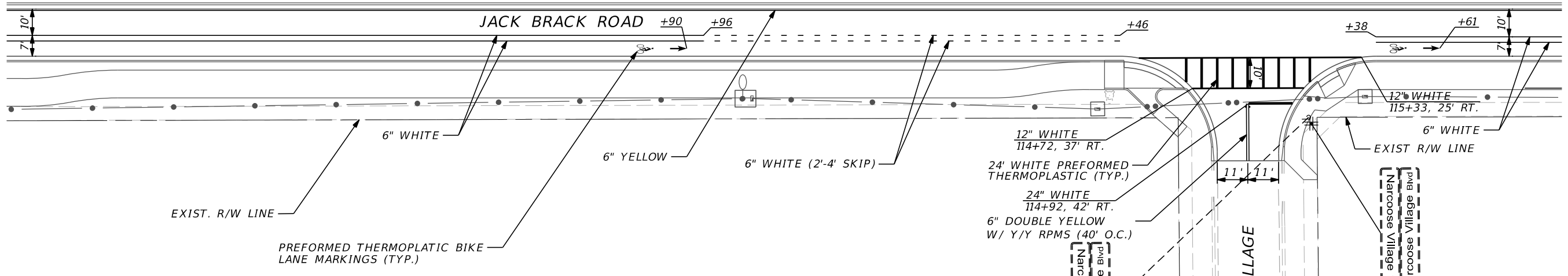
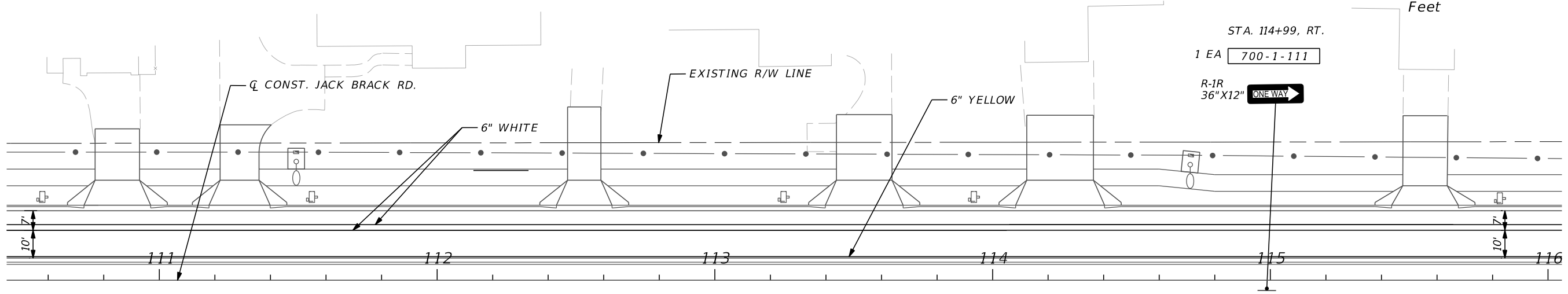
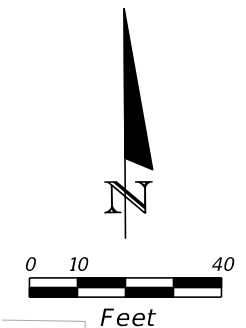
**JACK BRACK ROAD
WIDENING**

ENGINEER OF RECORD
Adam C. Burnett, PE
PE No. 82314
Inwood Consulting Engineers, Inc.
3000 Dovera Drive, Suite 200
Oviedo, Florida 32765

OSCEOLA COUNTY
ENGINEERING DEPARTMENT
1 Courthouse Square, Suite 1100
Kissimmee, Florida 34741-5488
Voice: (407) 343-2600 Fax (407) 343-2623

**SIGNING AND PAVEMENT
MARKING PLAN (2)**

SHEET NO.
S-8



4 EA 700-3-501
STA. 115+15, RT.

1 EA 700-1-600
EXIST. R/W LINE

700-1-113 1 EA
STA. 115+15, RT.

REVISIONS		
DATE	BY	DESCRIPTION

JACK BRACK ROAD WIDENING

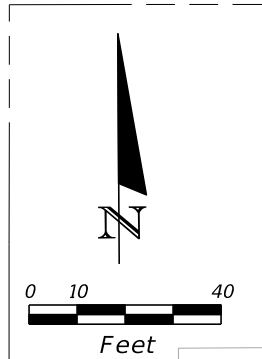
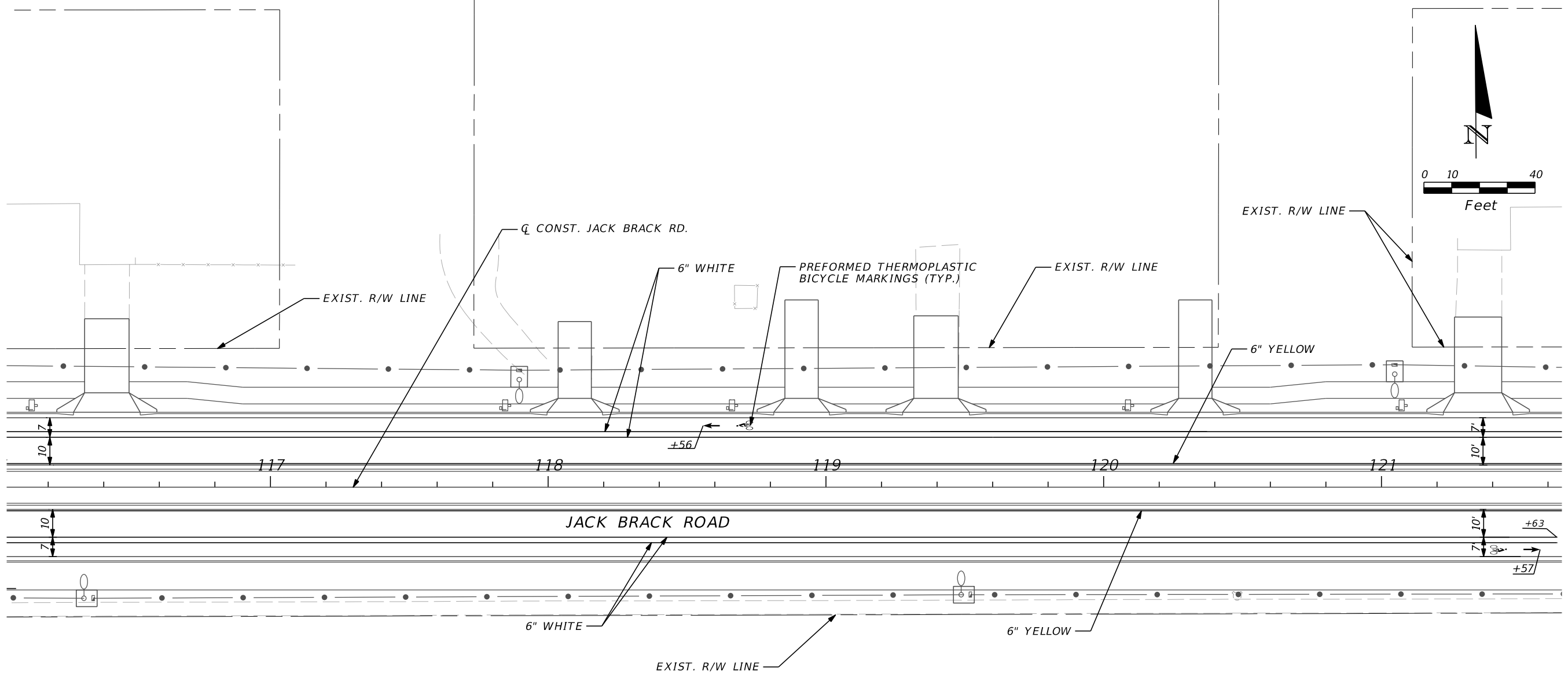
ENGINEER OF RECORD
Adam C. Burnett, PE
PE No. 82314
Inwood Consulting Engineers, Inc.
3000 Dovera Drive, Suite 200
Oviedo, Florida 32765



SIGNING AND PAVEMENT MARKING PLAN (3)

SHEET
NO.
S-9

THE OFFICIAL RECORD OF THIS SHEET IS THE ELECTRONIC FILE DIGITALLY SIGNED AND SEALED UNDER RULE 61G15-23.004, F.A.C.



REVISIONS		
DATE	BY	DESCRIPTION

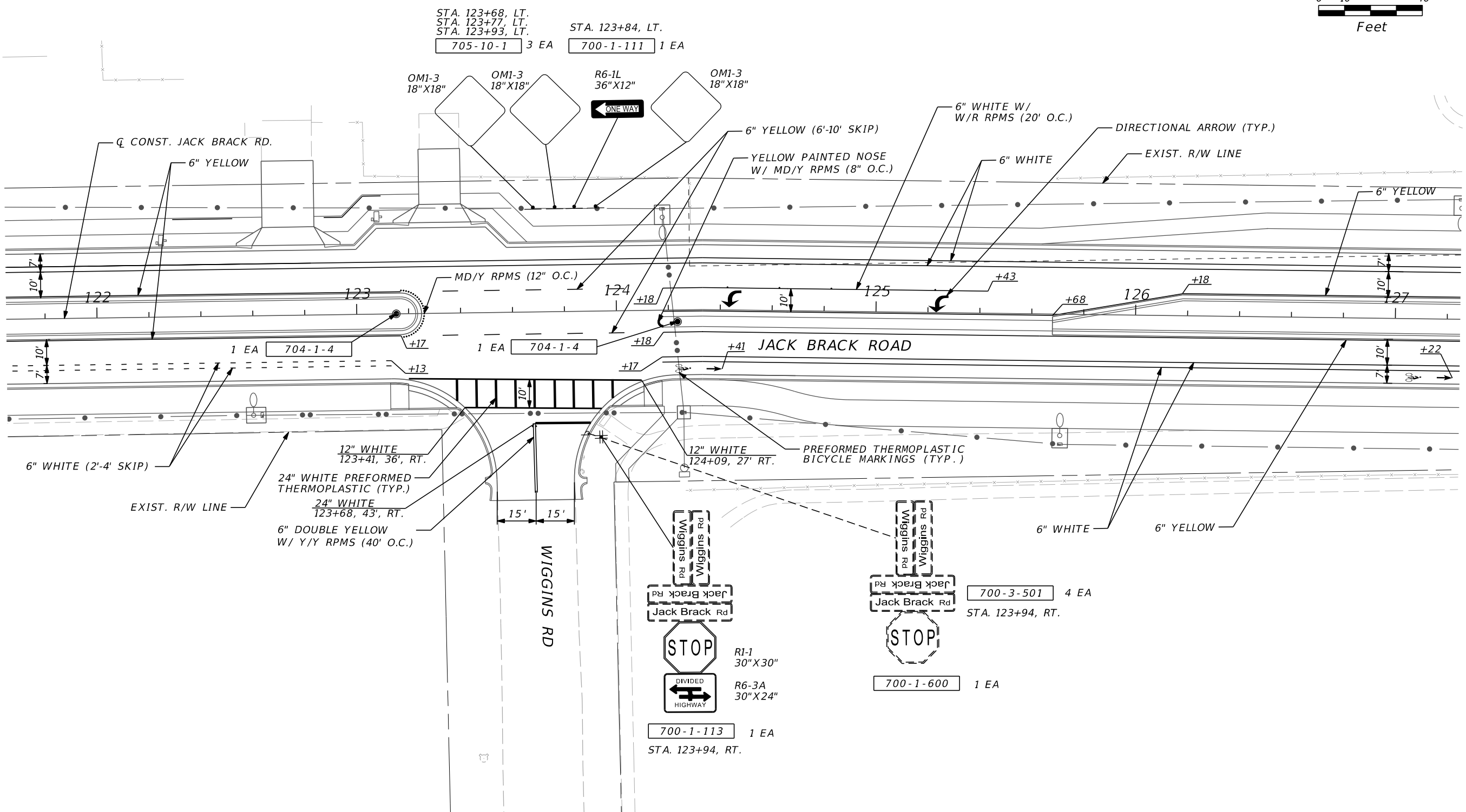
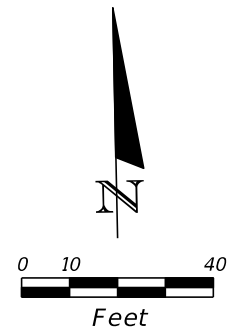
**JACK BRACK ROAD
WIDENING**

ENGINEER OF RECORD
 Adam C. Burnett, PE
 PE No. 82314
 Inwood Consulting Engineers, Inc.
 3000 Dovera Drive, Suite 200
 Oviedo, Florida 32765

**OSCEOLA COUNTY
ENGINEERING DEPARTMENT**
 1 Courthouse Square, Suite 1100
 Kissimmee, Florida 34741-5488
 Voice: (407) 343-2600 Fax (407) 343-2623

**SIGNING AND PAVEMENT
MARKING PLAN (4)**

SHEET
NO.
S-10



REVISIONS		
DATE	BY	DESCRIPTION

**JACK BRACK ROAD
WIDENING**

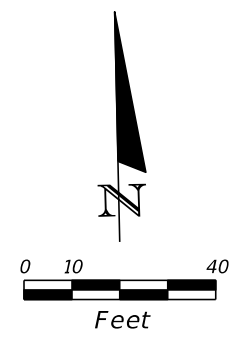
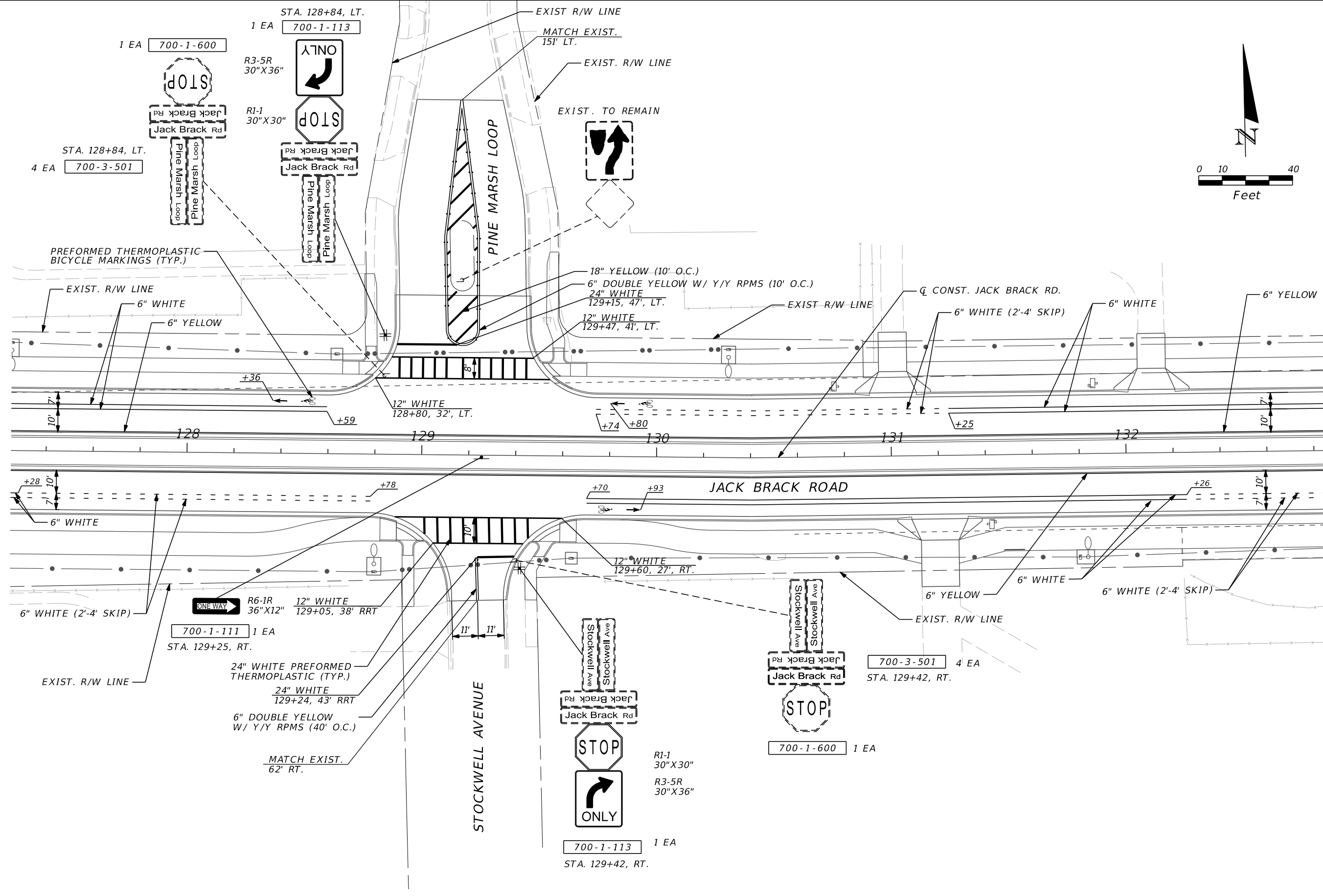
ENGINEER OF RECORD
Adam C. Burnett, PE
PE No. 82314
Inwood Consulting Engineers, Inc.
3000 Dovera Drive, Suite 200
Oviedo, Florida 32765



**SIGNING AND PAVEMENT
MARKING PLAN (5)**

SHEET NO.
S-11

THE OFFICIAL RECORD OF THIS SHEET IS THE ELECTRONIC FILE DIGITALLY SIGNED AND SEALED UNDER RULE 61G15-23.004, F.A.C.



REVISIONS		
DATE	BY	DESCRIPTION

**JACK BRACK ROAD
WIDENING**

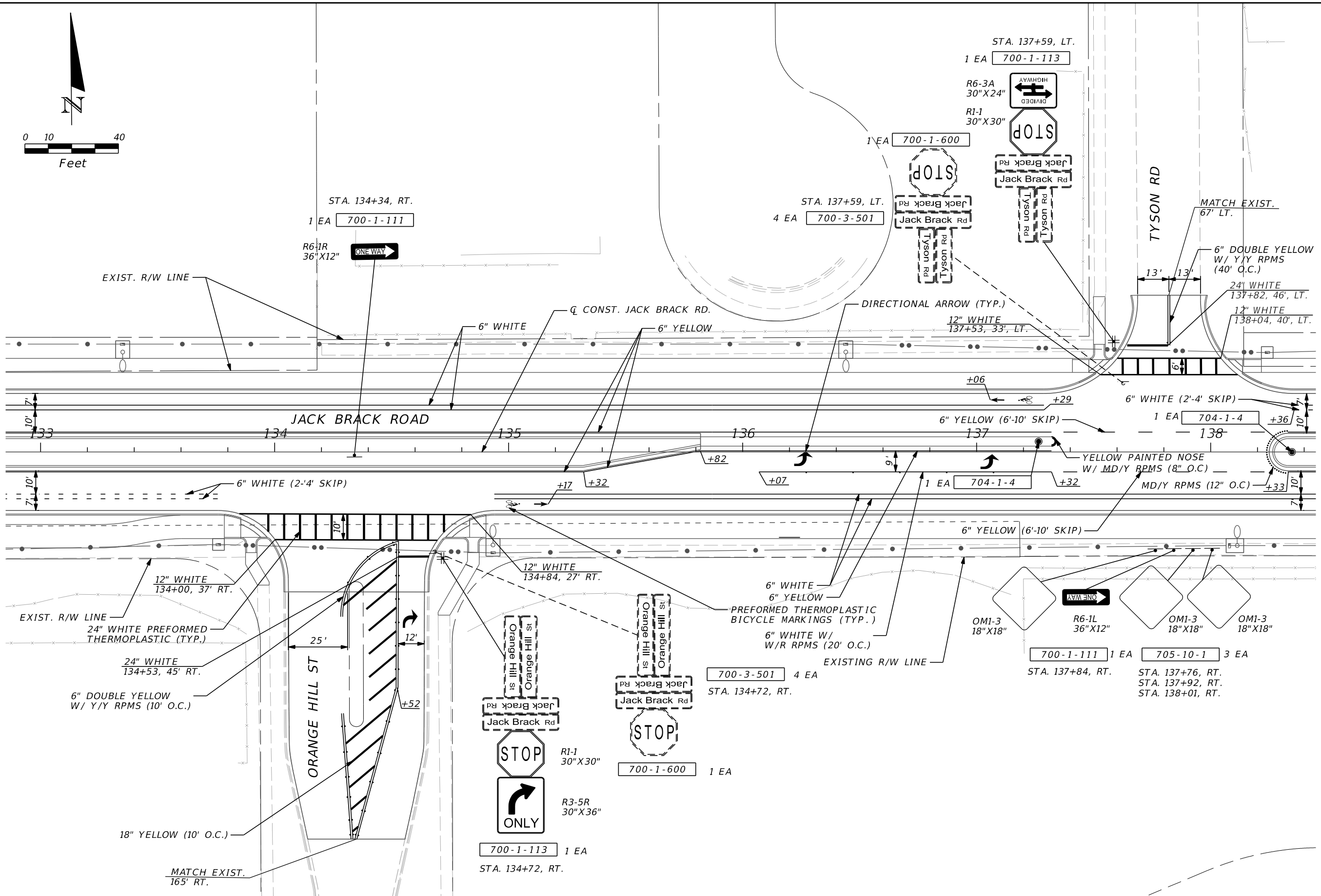
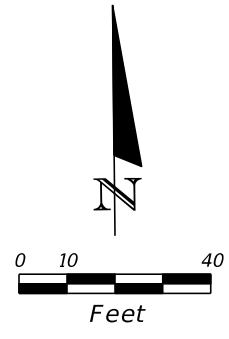
ENGINEER OF RECORD
Adam C. Burnett, PE
PE No. 82314
Inwood Consulting Engineers, Inc.
3000 Dovera Drive, Suite 200
Oviedo, Florida 32765



**SIGNING AND PAVEMENT
MARKING PLAN (6)**

SHEET
NO.
S-12

THE OFFICIAL RECORD OF THIS SHEET IS THE ELECTRONIC FILE DIGITALLY SIGNED AND SEALED UNDER RULE 61G15-23.004, F.A.C.



REVISIONS		
DATE	BY	DESCRIPTION

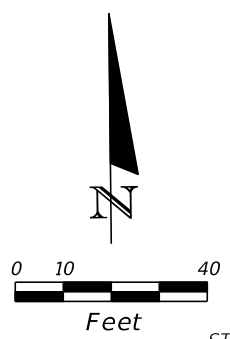
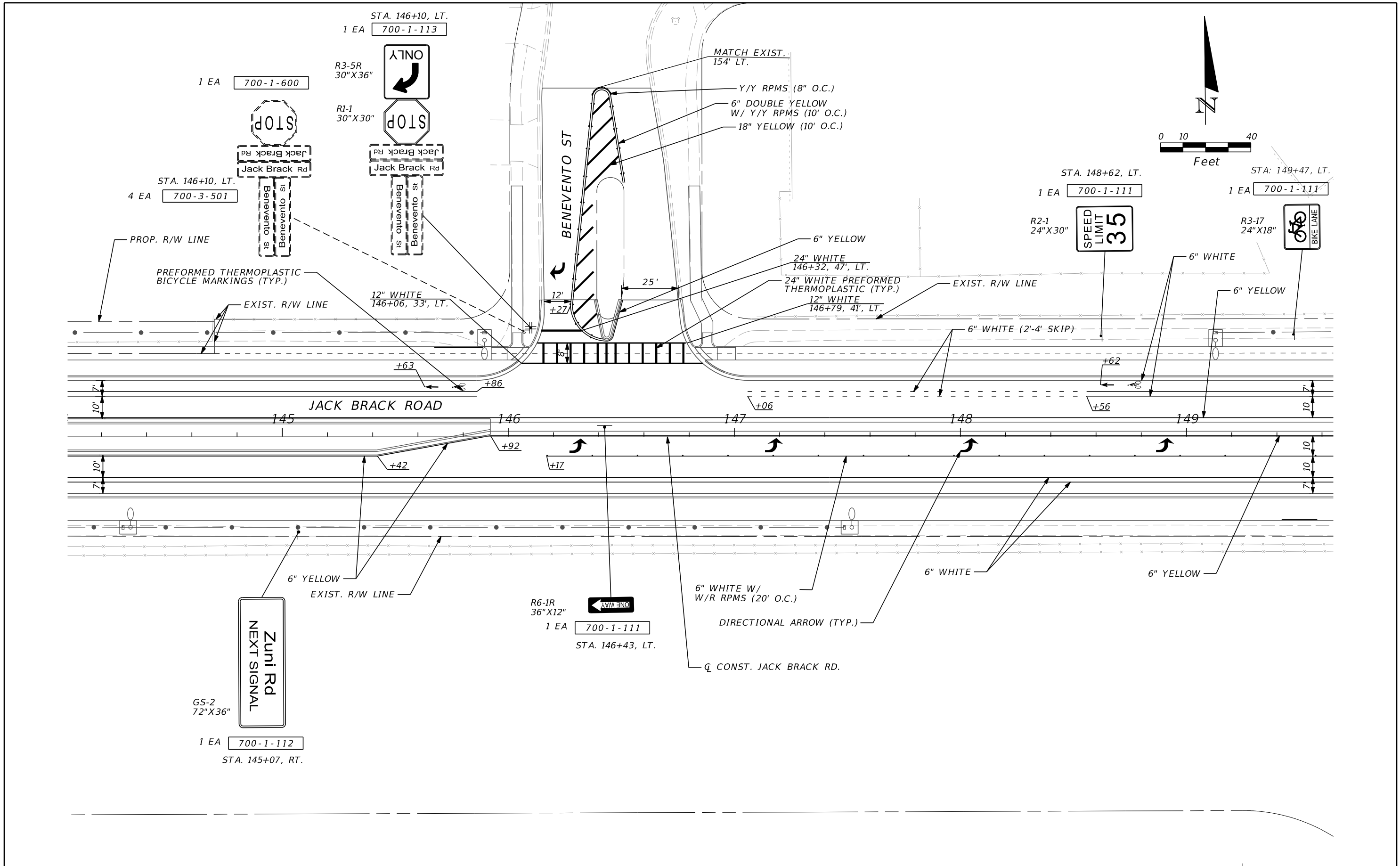
**JACK BRACK ROAD
WIDENING**

ENGINEER OF RECORD
Adam C. Burnett, PE
PE No. 82314
Inwood Consulting Engineers, Inc.
3000 Dovera Drive, Suite 200
Oviedo, Florida 32765



**SIGNING AND PAVEMENT
MARKING PLAN (7)**

SHEET NO.
S-13



REVISIONS		
DATE	BY	DESCRIPTION

**JACK BRACK ROAD
WIDENING**

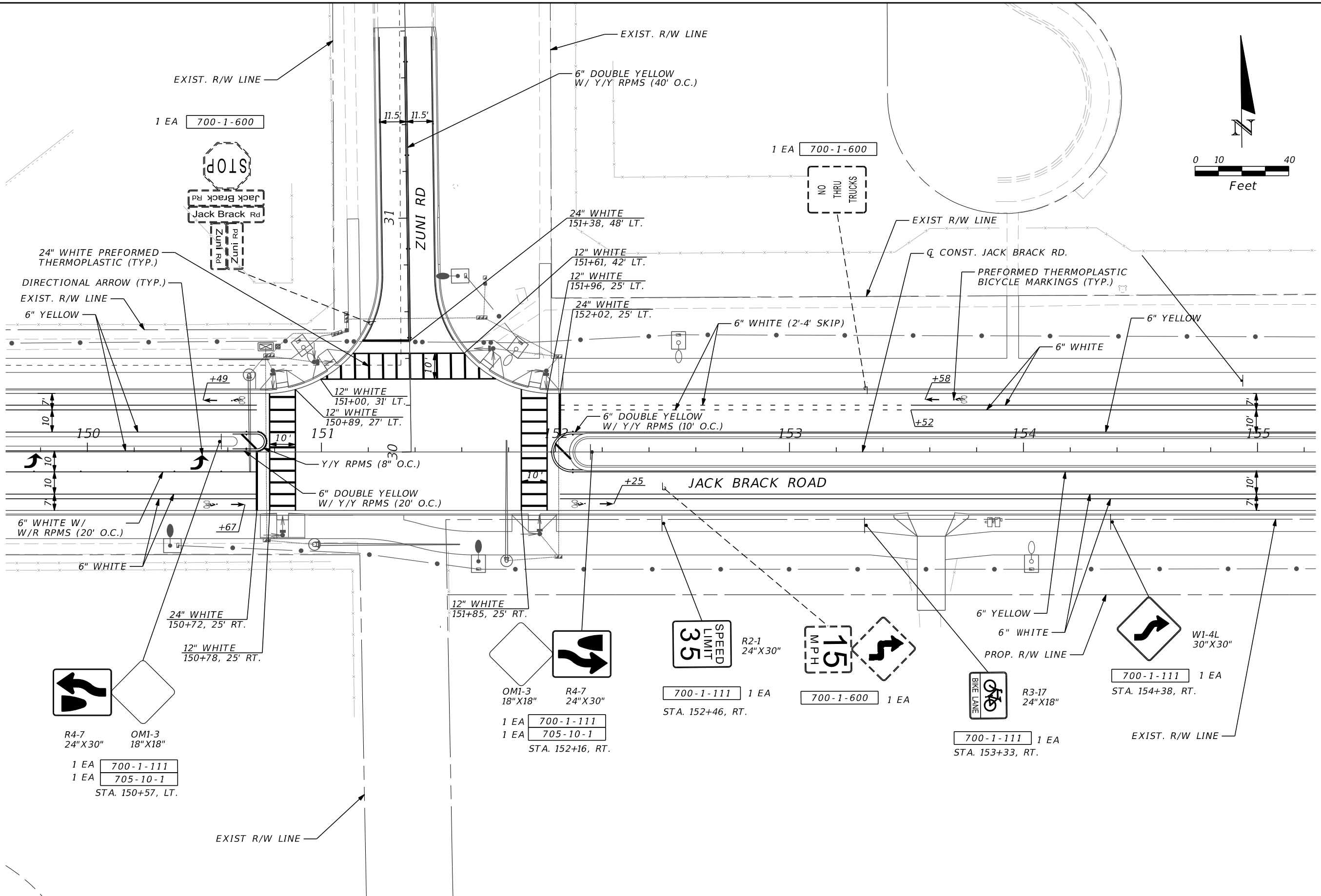
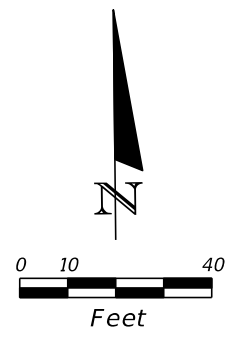
ENGINEER OF RECORD
Adam C. Burnett, PE
PE No. 82314
Inwood Consulting Engineers, Inc.
3000 Dovera Drive, Suite 200
Oviedo, Florida 32765



**SIGNING AND PAVEMENT
MARKING PLAN (9)**

SHEET NO.
S-15

THE OFFICIAL RECORD OF THIS SHEET IS THE ELECTRONIC FILE DIGITALLY SIGNED AND SEALED UNDER RULE 61G15-23.004, F.A.C.



THE OFFICIAL RECORD OF THIS SHEET IS THE ELECTRONIC FILE DIGITALLY SIGNED AND SEALED UNDER RULE 61G15-23.004, F.A.C.

REVISIONS		
DATE	BY	DESCRIPTION

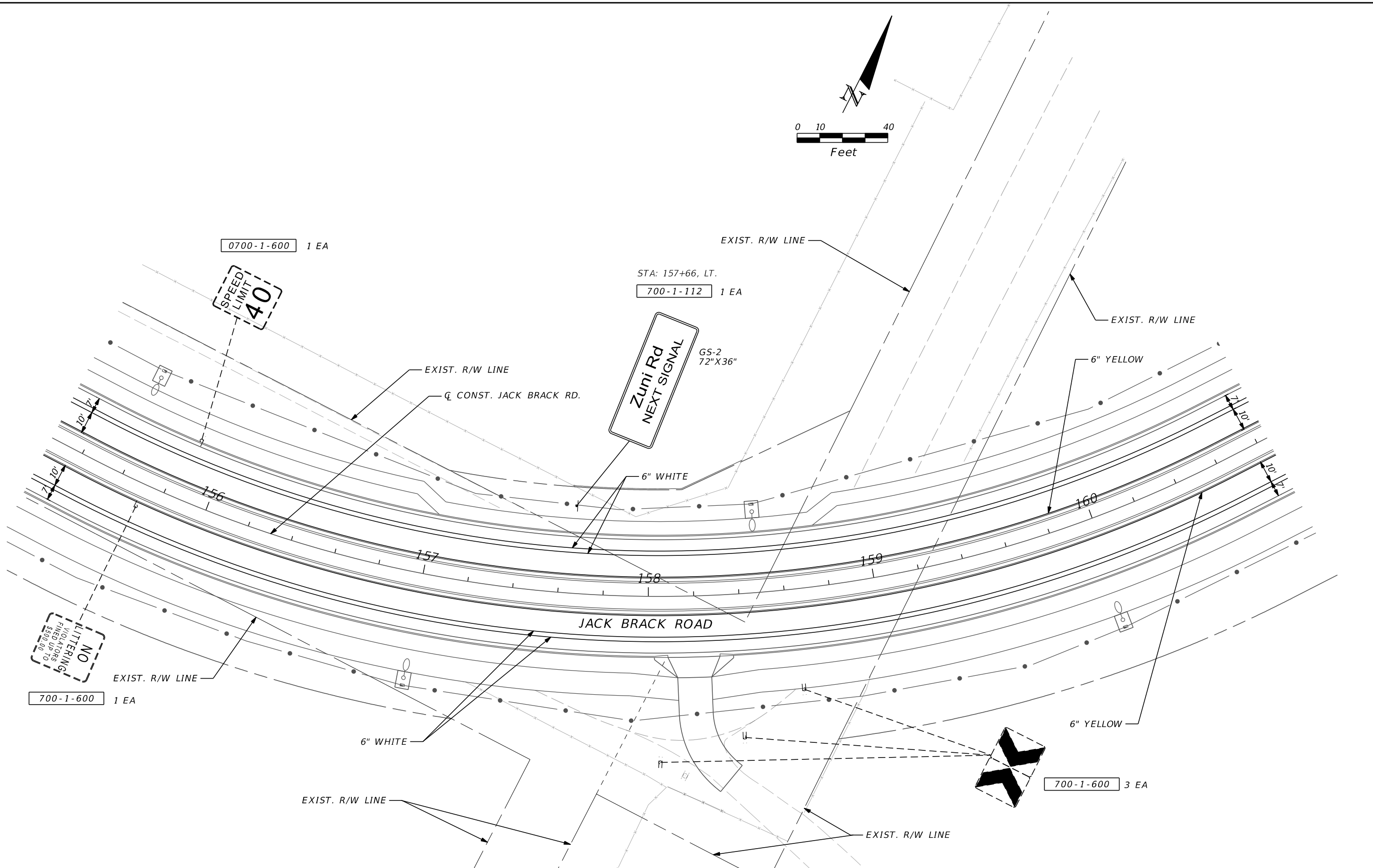
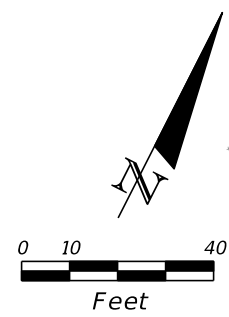
**JACK BRACK ROAD
WIDENING**

ENGINEER OF RECORD
Adam C. Burnett, PE
PE No. 82314
Inwood Consulting Engineers, Inc.
3000 Dovera Drive, Suite 200
Oviedo, Florida 32765



**SIGNING AND PAVEMENT
MARKING PLAN (10)**

SHEET NO.
516



0700-1-600 1 EA

STA: 157+66, LT.
700-1-112 1 EA

GS-2
72"X36"

NO LITTERING
VIOLATORS
FINED UP TO
\$500.00
700-1-600 1 EA

700-1-600 3 EA

REVISIONS		
DATE	BY	DESCRIPTION

**JACK BRACK ROAD
WIDENING**

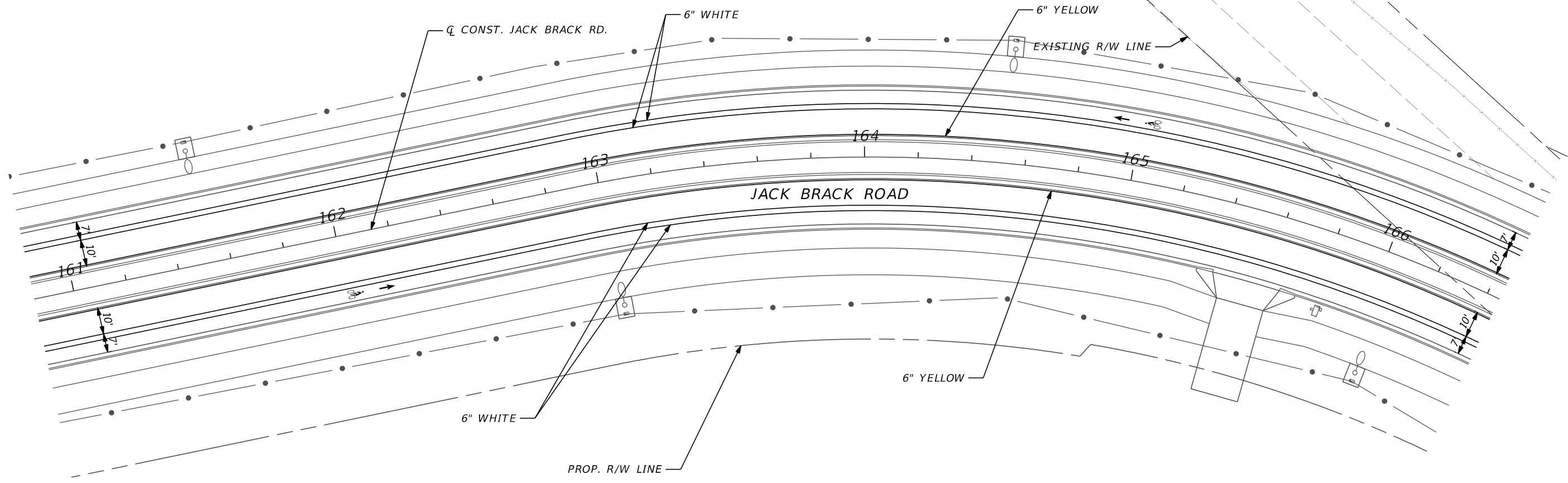
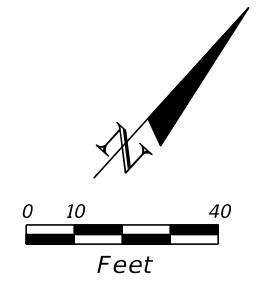
ENGINEER OF RECORD
Adam C. Burnett, PE
PE No. 82314
Inwood Consulting Engineers, Inc.
3000 Dovera Drive, Suite 200
Oviedo, Florida 32765

OSCEOLA COUNTY
ENGINEERING DEPARTMENT
1 Courthouse Square, Suite 1100
Kissimmee, Florida 34741-5488
Voice: (407) 343-2600 Fax (407) 343-2623

**SIGNING AND PAVEMENT
MARKING PLAN (11)**

SHEET NO.
S-17

1 EA 700-1-600



THE OFFICIAL RECORD OF THIS SHEET IS THE ELECTRONIC FILE DIGITALLY SIGNED AND SEALED UNDER RULE 61G15-23.004, F.A.C.

REVISIONS		
DATE	BY	DESCRIPTION

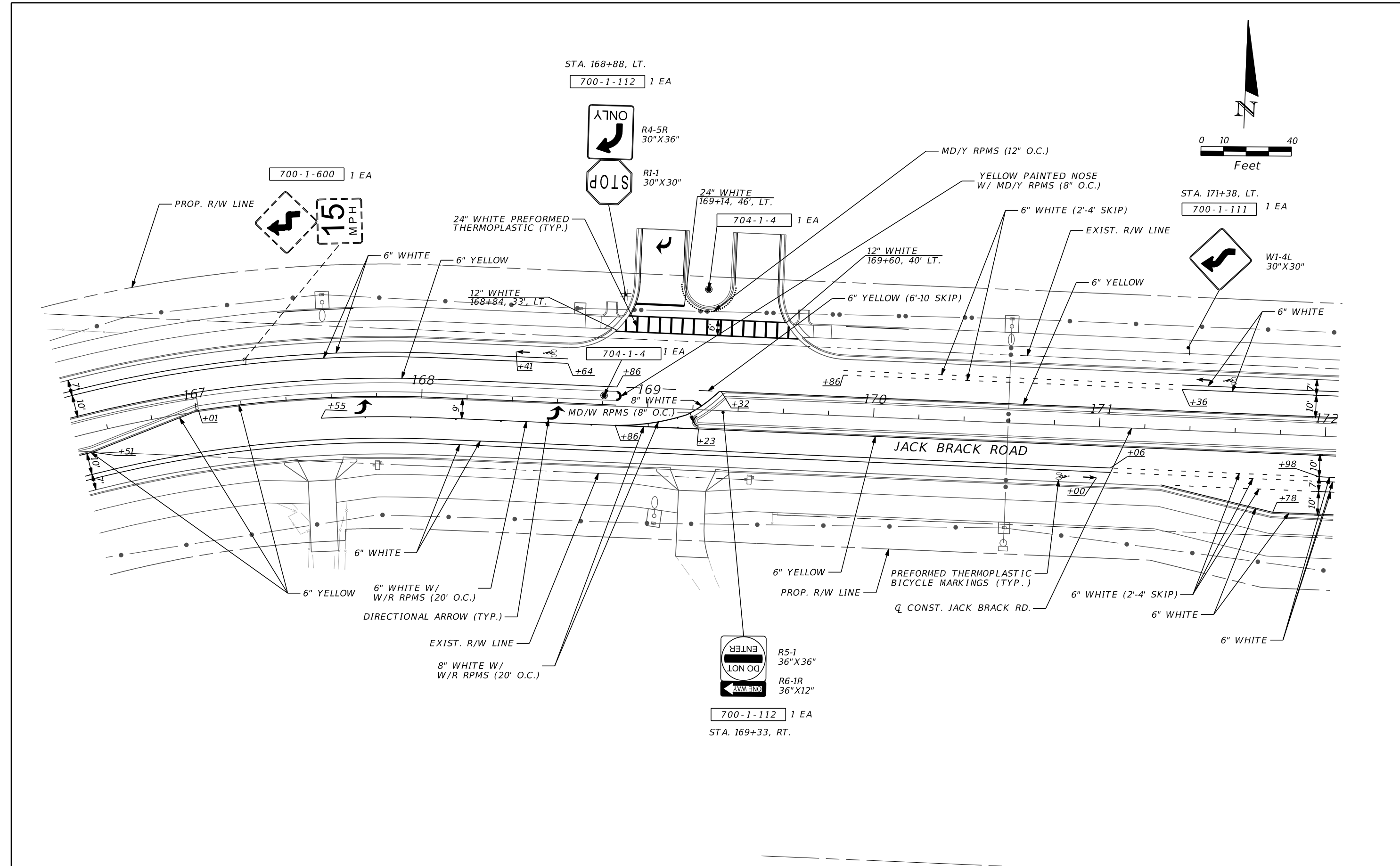
**JACK BRACK ROAD
WIDENING**

ENGINEER OF RECORD
 Adam C. Burnett, PE
 PE No. 82314
 Inwood Consulting Engineers, Inc.
 3000 Dovera Drive, Suite 200
 Oviedo, Florida 32765



**SIGNING AND PAVEMENT
MARKING PLAN (12)**

SHEET NO.
S-18



REVISIONS		
DATE	BY	DESCRIPTION

**JACK BRACK ROAD
WIDENING**

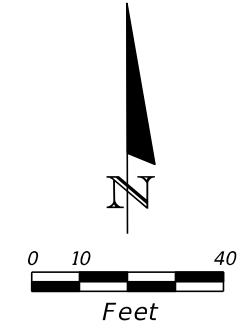
ENGINEER OF RECORD
 Adam C. Burnett, PE
 PE No. 82314
 Inwood Consulting Engineers, Inc.
 3000 Dovera Drive, Suite 200
 Oviedo, Florida 32765

OSCEOLA COUNTY
 ENGINEERING DEPARTMENT
 1 Courthouse Square, Suite 1100
 Kissimmee, Florida 34741-5488
 Voice: (407) 343-2600 Fax (407) 343-2623

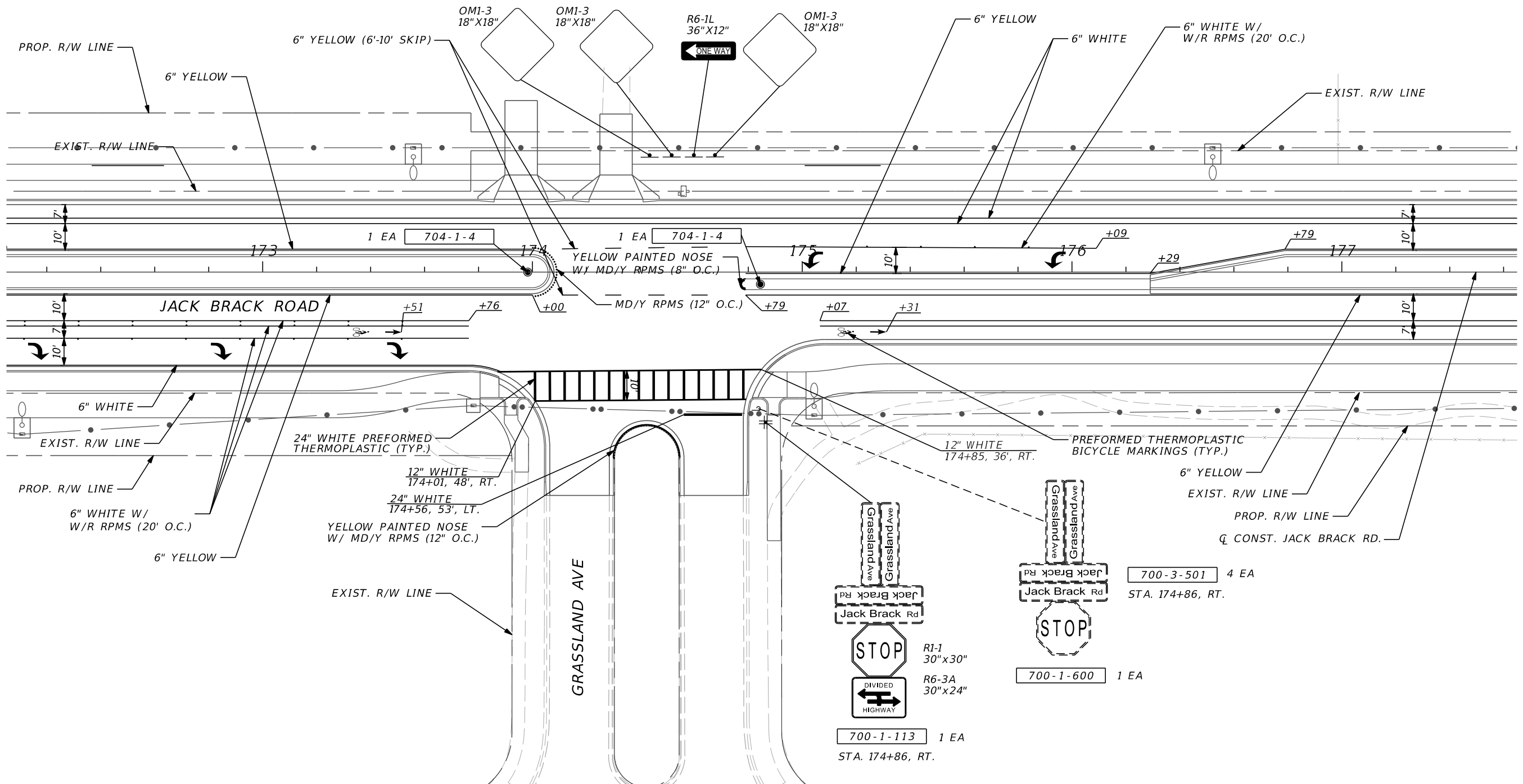
**SIGNING AND PAVEMENT
MARKING PLAN (13)**

SHEET NO.
S-19

THE OFFICIAL RECORD OF THIS SHEET IS THE ELECTRONIC FILE DIGITALLY SIGNED AND SEALED UNDER RULE 61G15-23.004, F.A.C.




STA. 174+43, LT.
 STA. 174+52, LT.
 STA. 174+68, LT.
 705-10-1 3 EA 700-1-111 1 EA



REVISIONS		
DATE	BY	DESCRIPTION

**JACK BRACK ROAD
 WIDENING**

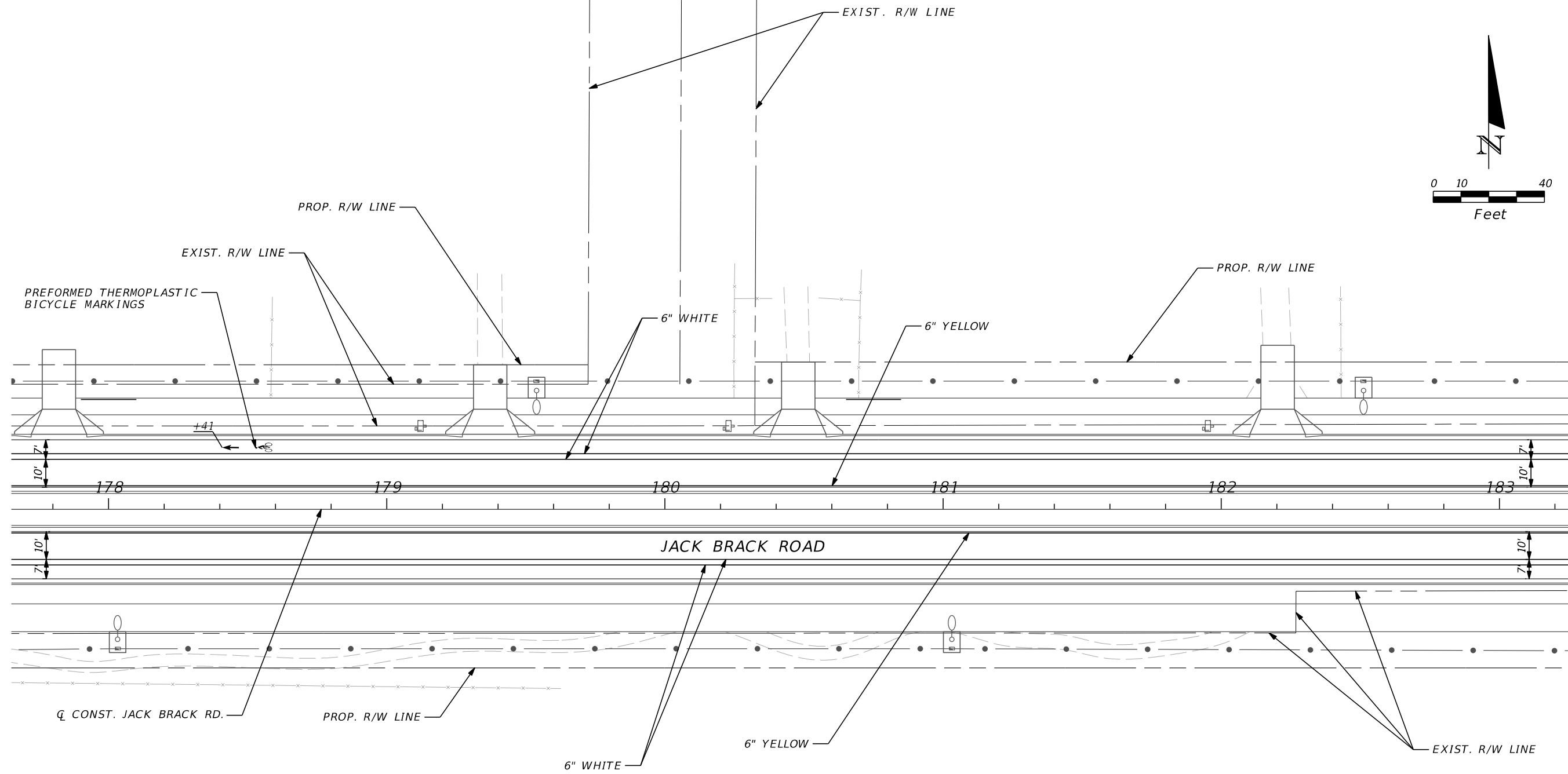
ENGINEER OF RECORD
 Adam C. Burnett, PE
 PE No. 82314
 Inwood Consulting Engineers, Inc.
 3000 Dovera Drive, Suite 200
 Oviedo, Florida 32765



**SIGNING AND PAVEMENT
 MARKING PLAN (14)**

SHEET NO.
 S-20

THE OFFICIAL RECORD OF THIS SHEET IS THE ELECTRONIC FILE DIGITALLY SIGNED AND SEALED UNDER RULE 61G15-23.004, F.A.C.



THE OFFICIAL RECORD OF THIS SHEET IS THE ELECTRONIC FILE DIGITALLY SIGNED AND SEALED UNDER RULE 61G15-23.004, F.A.C.

REVISIONS		
DATE	BY	DESCRIPTION

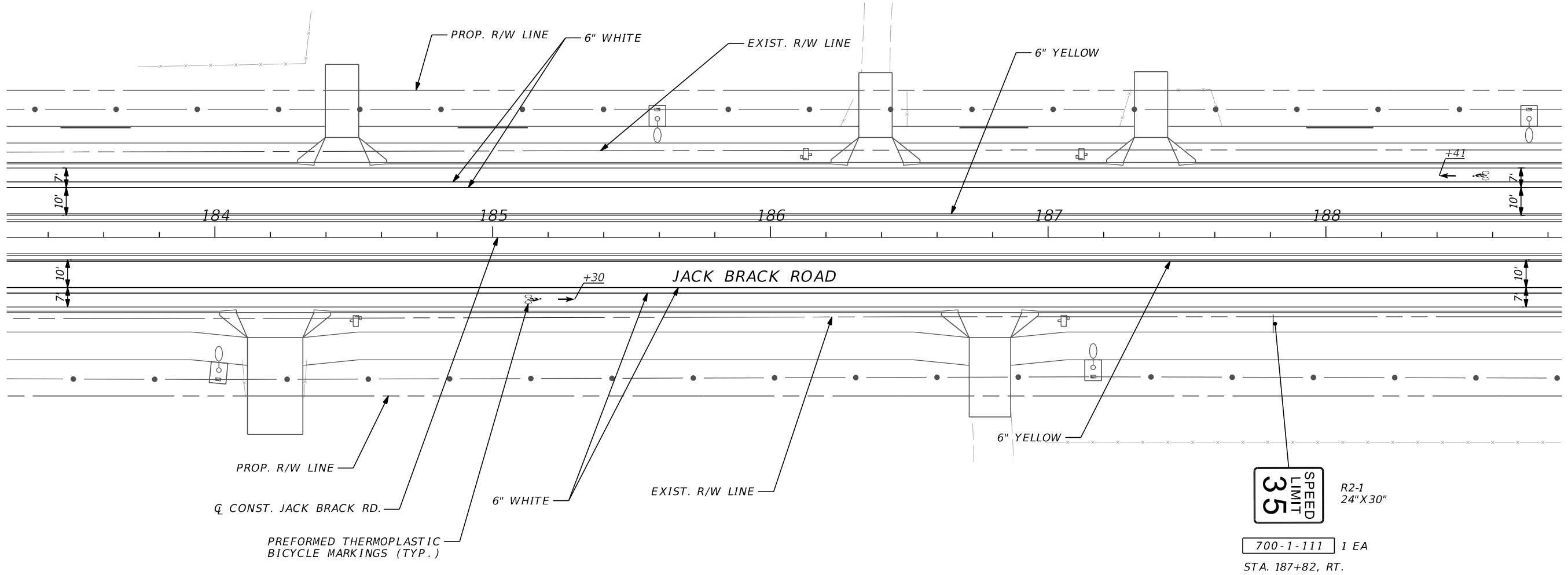
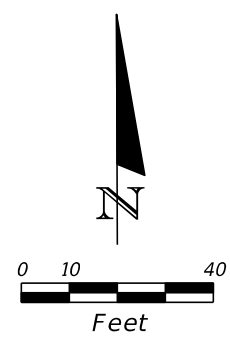
**JACK BRACK ROAD
WIDENING**

ENGINEER OF RECORD
Adam C. Burnett, PE
PE No. 82314
Inwood Consulting Engineers, Inc.
3000 Dovera Drive, Suite 200
Oviedo, Florida 32765

 **OSCEOLA COUNTY
ENGINEERING DEPARTMENT**
1 Courthouse Square, Suite 1100
Kissimmee, Florida 34741-5488
Voice: (407) 343-2600 Fax (407) 343-2623

**SIGNING AND PAVEMENT
MARKING PLAN (15)**

SHEET
NO.
S-21



REVISIONS		
DATE	BY	DESCRIPTION

**JACK BRACK ROAD
WIDENING**

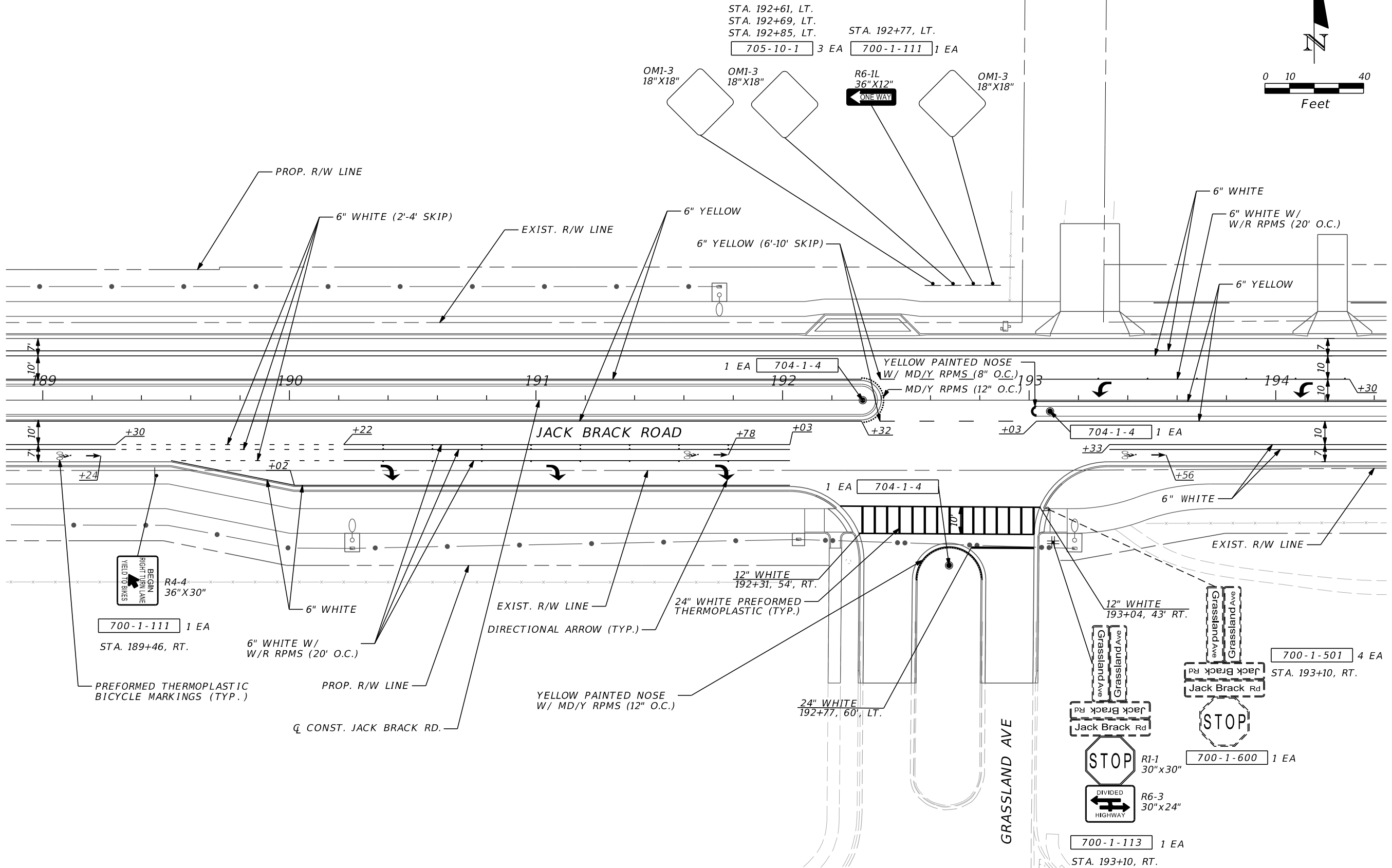
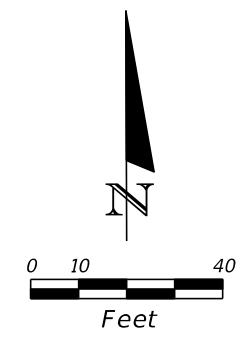
ENGINEER OF RECORD
 Adam C. Burnett, PE
 PE No. 82314
 Inwood Consulting Engineers, Inc.
 3000 Dovera Drive, Suite 200
 Oviedo, Florida 32765



**SIGNING AND PAVEMENT
MARKING PLAN (16)**

SHEET
NO.
S-22

THE OFFICIAL RECORD OF THIS SHEET IS THE ELECTRONIC FILE DIGITALLY SIGNED AND SEALED UNDER RULE 61G15-23.004, F.A.C.



REVISIONS		
DATE	BY	DESCRIPTION

**JACK BRACK ROAD
WIDENING**

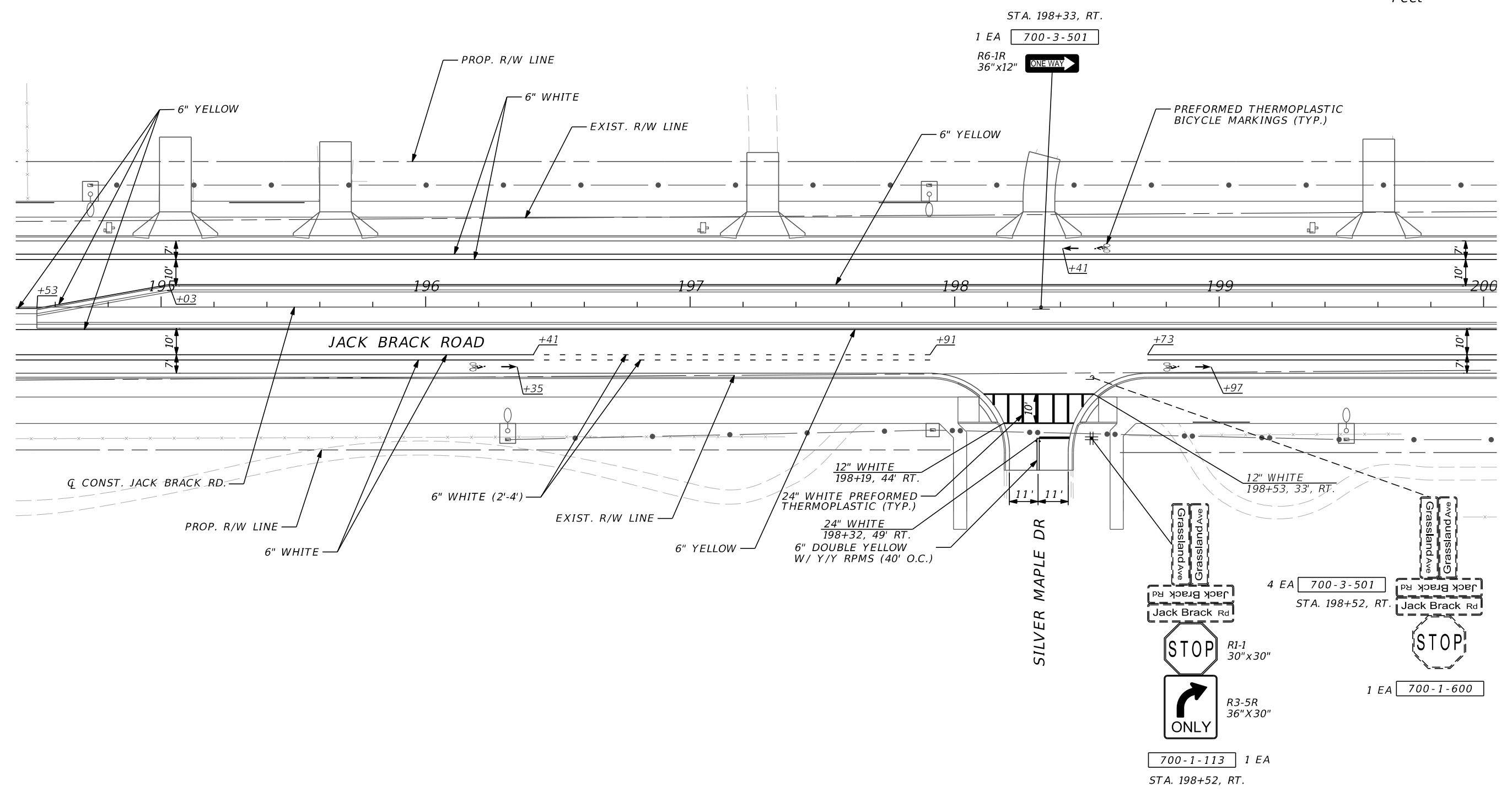
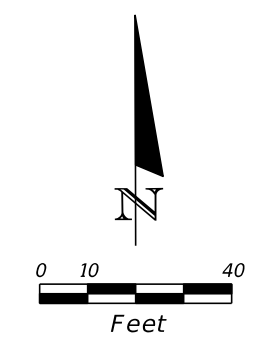
ENGINEER OF RECORD
Adam C. Burnett, PE
PE No. 82314
Inwood Consulting Engineers, Inc.
3000 Dovera Drive, Suite 200
Oviedo, Florida 32765

**OSCEOLA COUNTY
ENGINEERING DEPARTMENT**
1 Courthouse Square, Suite 1100
Kissimmee, Florida 34741-5488
Voice: (407) 343-2600 Fax (407) 343-2623

**SIGNING AND PAVEMENT
MARKING PLAN (17)**

SHEET NO.
S-23

THE OFFICIAL RECORD OF THIS SHEET IS THE ELECTRONIC FILE DIGITALLY SIGNED AND SEALED UNDER RULE 61G15-23.004, F.A.C.



REVISIONS		
DATE	BY	DESCRIPTION

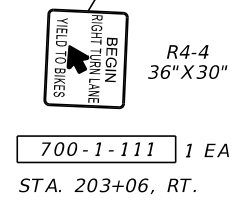
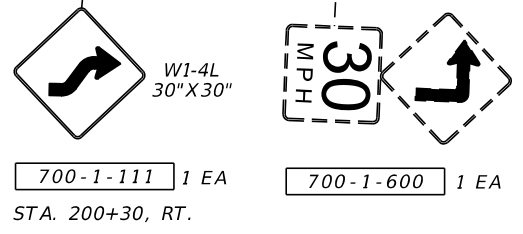
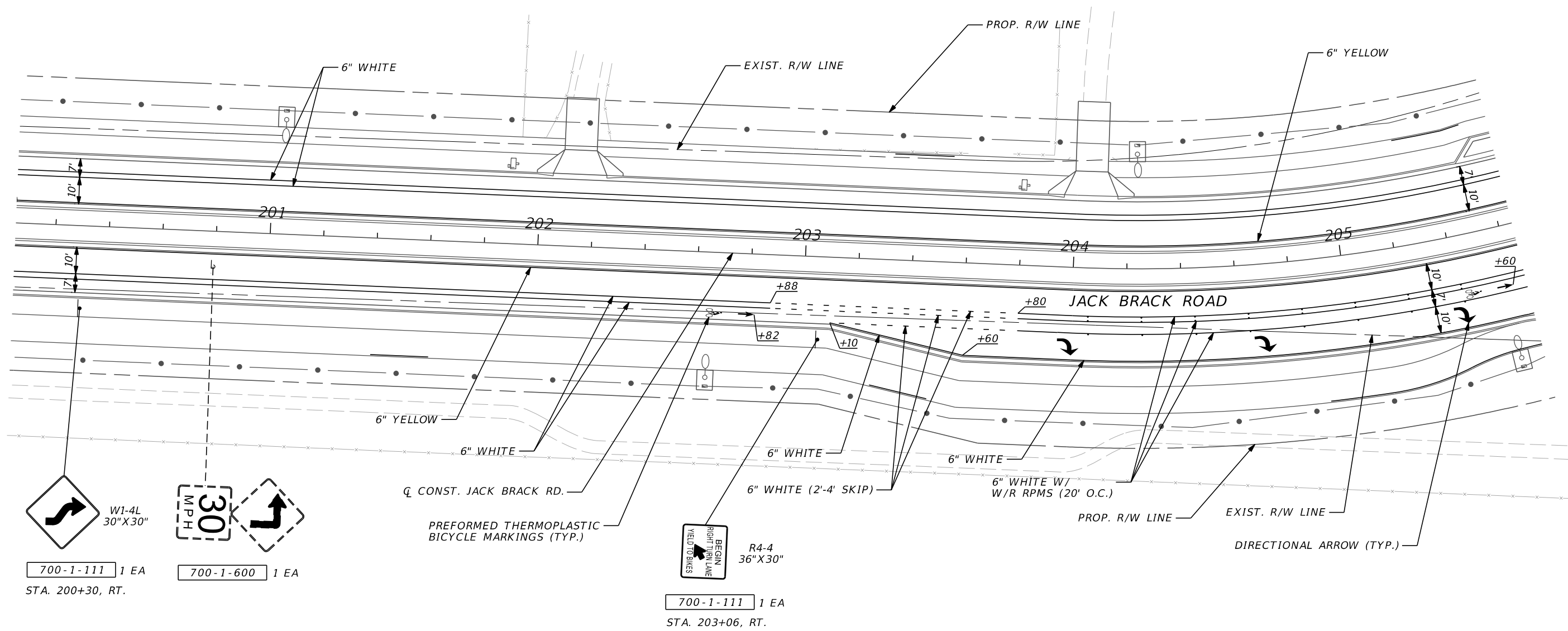
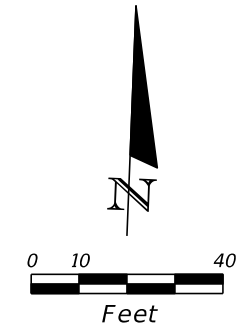
**JACK BRACK ROAD
WIDENING**

ENGINEER OF RECORD
Adam C. Burnett, PE
PE No. 82314
Inwood Consulting Engineers, Inc.
3000 Dovera Drive, Suite 200
Oviedo, Florida 32765

**OSCEOLA COUNTY
ENGINEERING DEPARTMENT**
1 Courthouse Square, Suite 1100
Kissimmee, Florida 34741-5488
Voice: (407) 343-2600 Fax (407) 343-2623

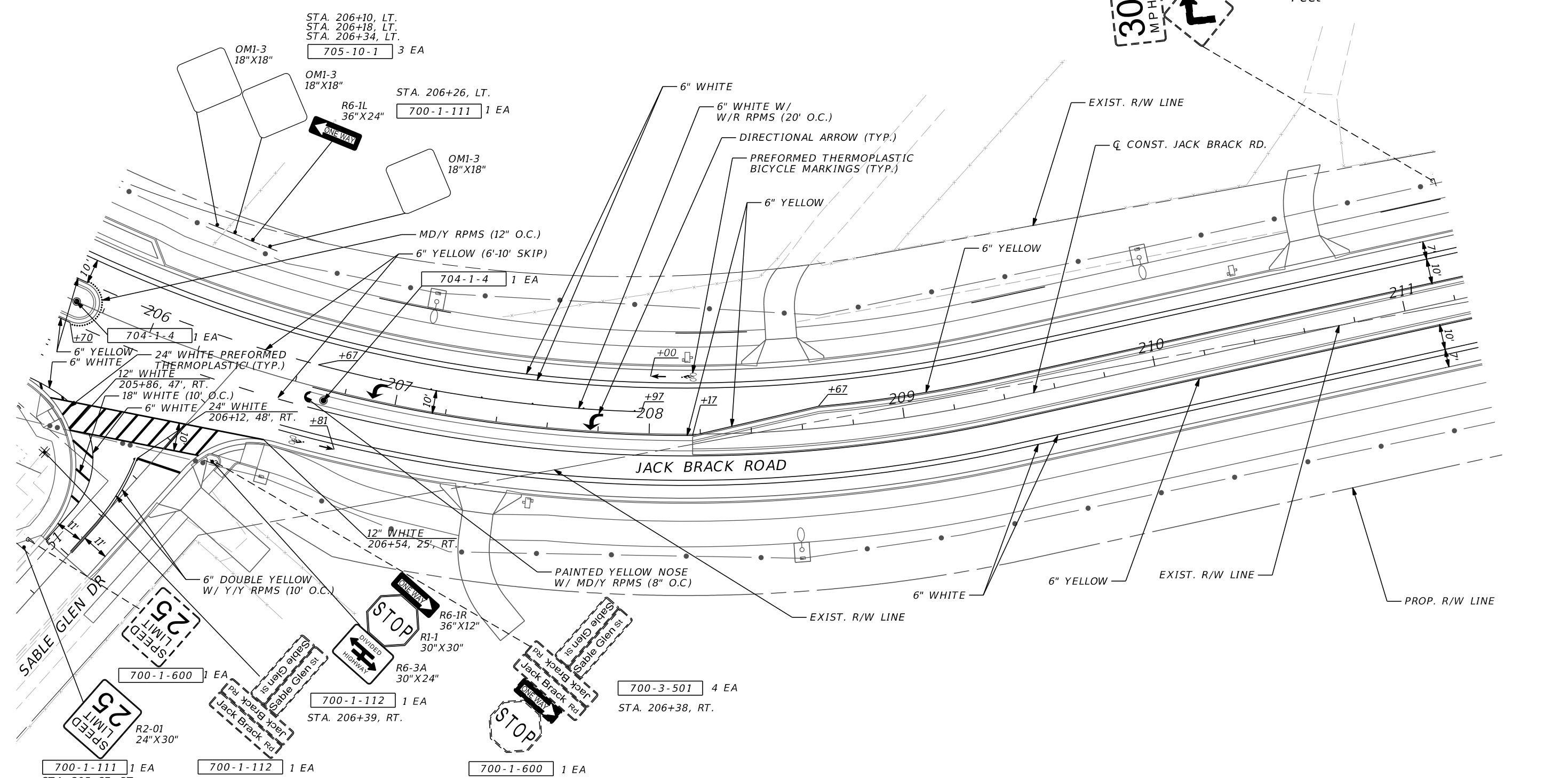
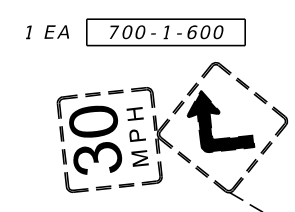
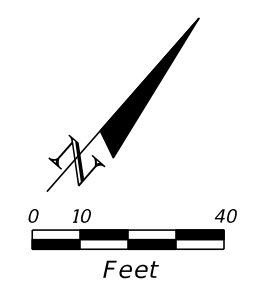
**SIGNING AND PAVEMENT
MARKING PLAN (18)**

SHEET
NO.
S-24



THE OFFICIAL RECORD OF THIS SHEET IS THE ELECTRONIC FILE DIGITALLY SIGNED AND SEALED UNDER RULE 61G15-23.004, F.A.C.

REVISIONS			DATE	BY	DESCRIPTION	ENGINEER OF RECORD	OSCEOLA COUNTY	OSCEOLA COUNTY ENGINEERING DEPARTMENT 1 Courthouse Square, Suite 1100 Kissimmee, Florida 34741-5488 Voice: (407) 343-2600 Fax (407) 343-2623	SIGNING AND PAVEMENT MARKING PLAN (19)		SHEET NO.
DATE	BY	DESCRIPTION							JACK BRACK ROAD WIDENING		S-25
						Adam C. Burnett, PE PE No. 82314 Inwood Consulting Engineers, Inc. 3000 Dovera Drive, Suite 200 Oviedo, Florida 32765	OSCEOLA COUNTY				



REVISIONS		
DATE	BY	DESCRIPTION

JACK BRACK ROAD WIDENING

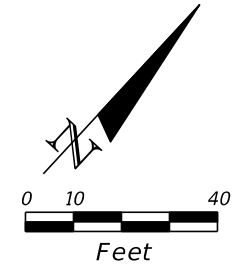
ENGINEER OF RECORD
Adam C. Burnett, PE
PE No. 82314
Inwood Consulting Engineers, Inc.
3000 Dovera Drive, Suite 200
Oviedo, Florida 32765



SIGNING AND PAVEMENT MARKING PLAN (20)

SHEET NO.
S-26

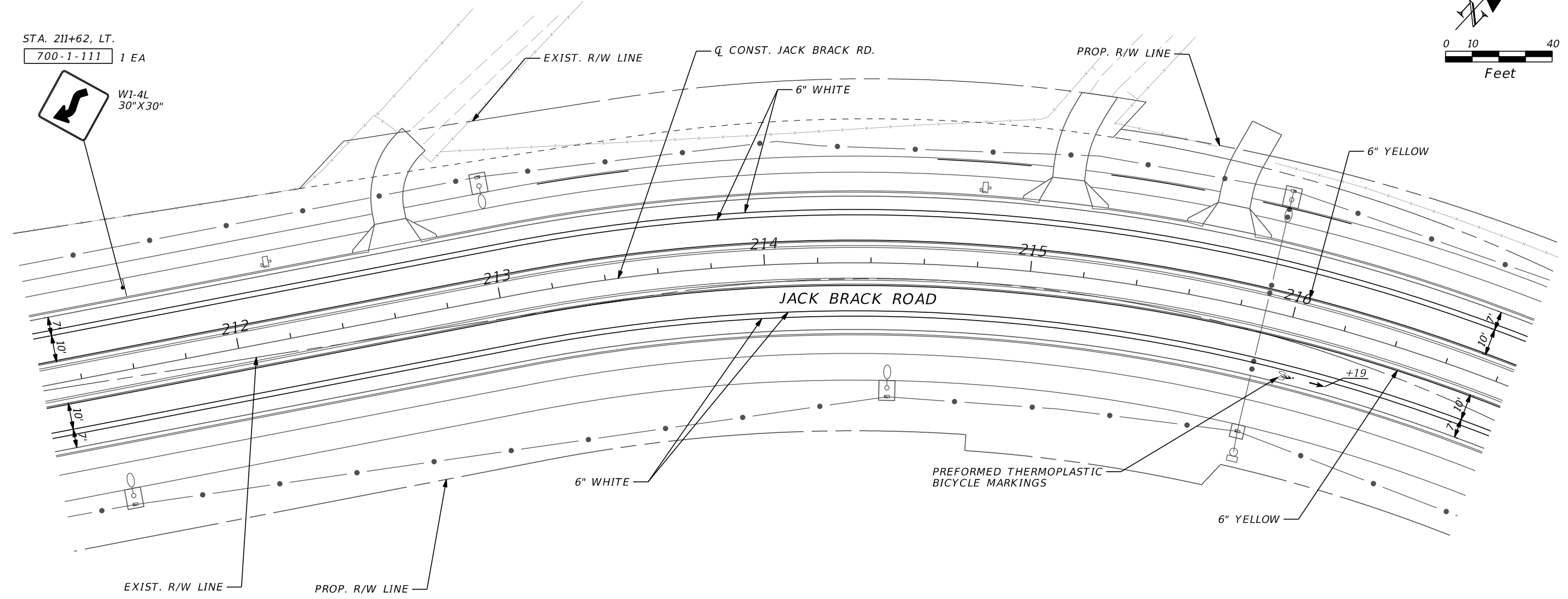
THE OFFICIAL RECORD OF THIS SHEET IS THE ELECTRONIC FILE DIGITALLY SIGNED AND SEALED UNDER RULE 61G15-23.004, F.A.C.



STA. 211+62, LT.
700-1-111 1 EA



W1-4L
30" X 30"



REVISIONS		
DATE	BY	DESCRIPTION

**JACK BRACK ROAD
WIDENING**

ENGINEER OF RECORD
Adam C. Burnett, PE
PE No. 82314
Inwood Consulting Engineers, Inc.
3000 Dovera Drive, Suite 200
Oviedo, Florida 32765

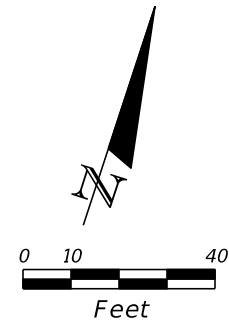


**OSCEOLA COUNTY
ENGINEERING DEPARTMENT**
1 Courthouse Square, Suite 1100
Kissimmee, Florida 34741-5488
Voice: (407) 343-2600 Fax (407) 343-2623

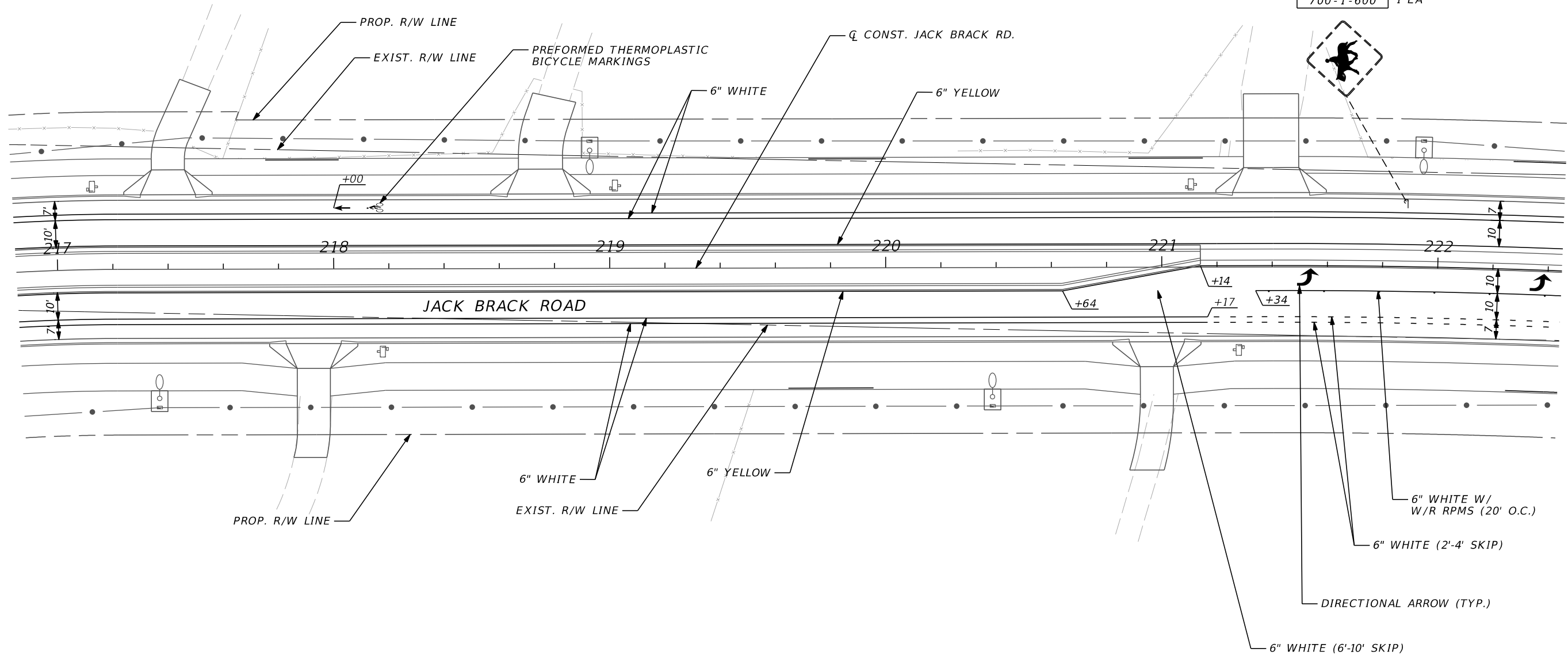
**SIGNING AND PAVEMENT
MARKING PLAN (21)**

SHEET NO.
S-27

THE OFFICIAL RECORD OF THIS SHEET IS THE ELECTRONIC FILE DIGITALLY SIGNED AND SEALED UNDER RULE 61G15-23.004, F.A.C.



700-1-600 1 EA



REVISIONS		
DATE	BY	DESCRIPTION

**JACK BRACK ROAD
WIDENING**

ENGINEER OF RECORD
Adam C. Burnett, PE
PE No. 82314
Inwood Consulting Engineers, Inc.
3000 Dovera Drive, Suite 200
Oviedo, Florida 32765

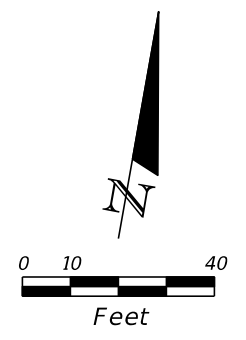
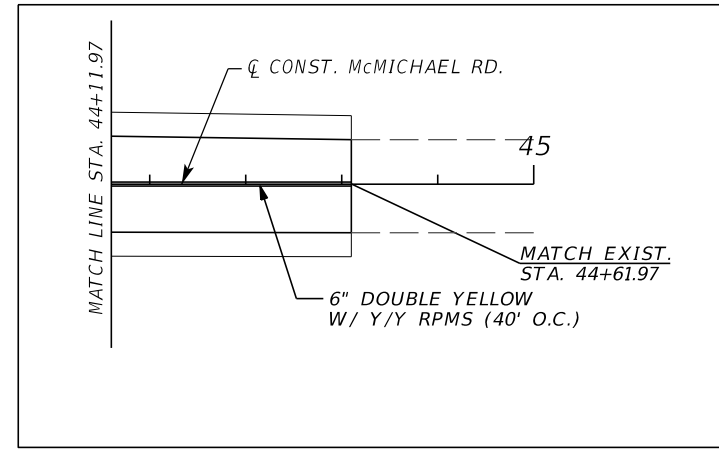
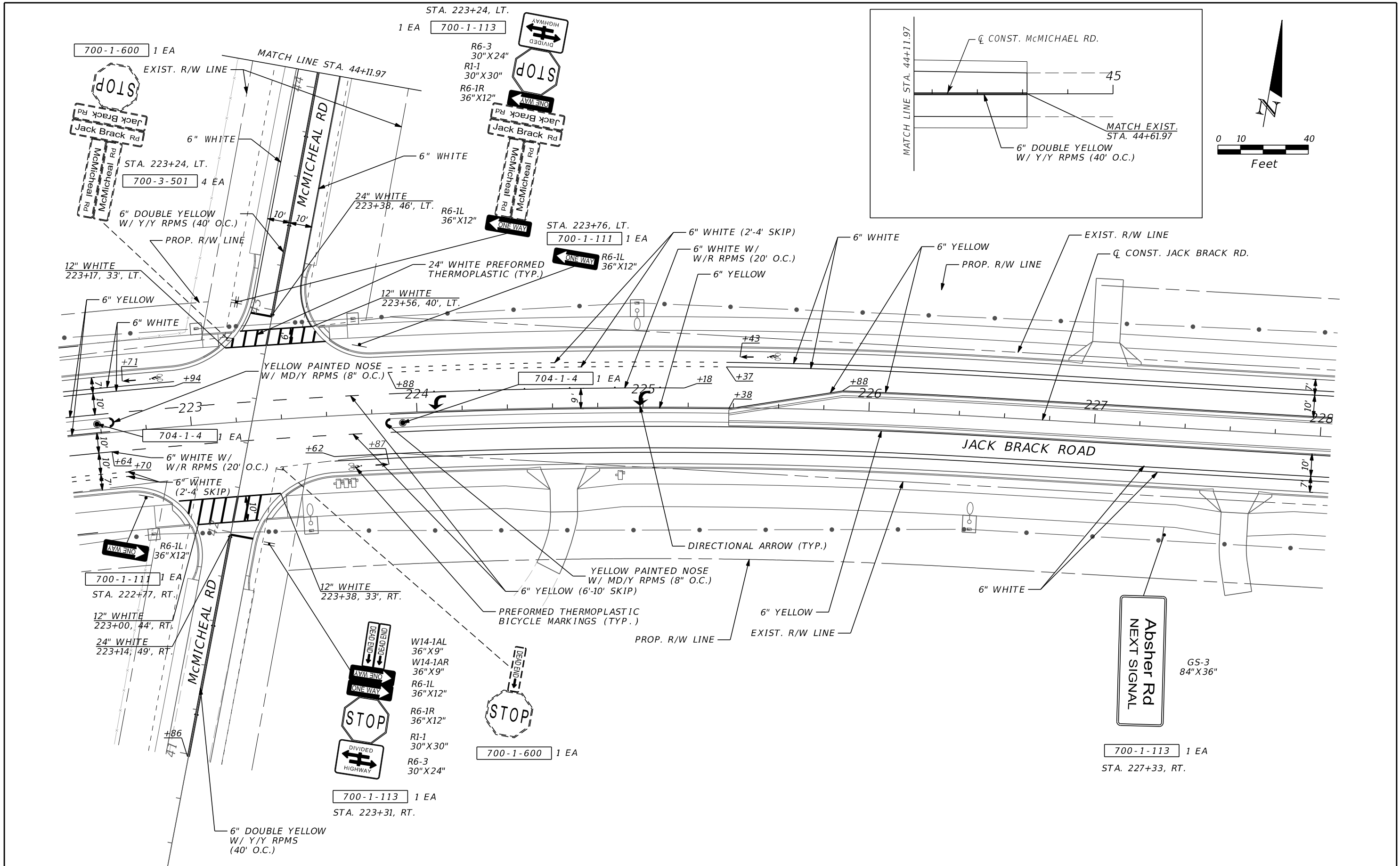


**OSCEOLA COUNTY
ENGINEERING DEPARTMENT**
1 Courthouse Square, Suite 1100
Kissimmee, Florida 34741-5488
Voice: (407) 343-2600 Fax (407) 343-2623

**SIGNING AND PAVEMENT
MARKING PLAN (22)**

SHEET
NO.
S-28

THE OFFICIAL RECORD OF THIS SHEET IS THE ELECTRONIC FILE DIGITALLY SIGNED AND SEALED UNDER RULE 61G15-23.004, F.A.C.



REVISIONS		
DATE	BY	DESCRIPTION

**JACK BRACK ROAD
WIDENING**

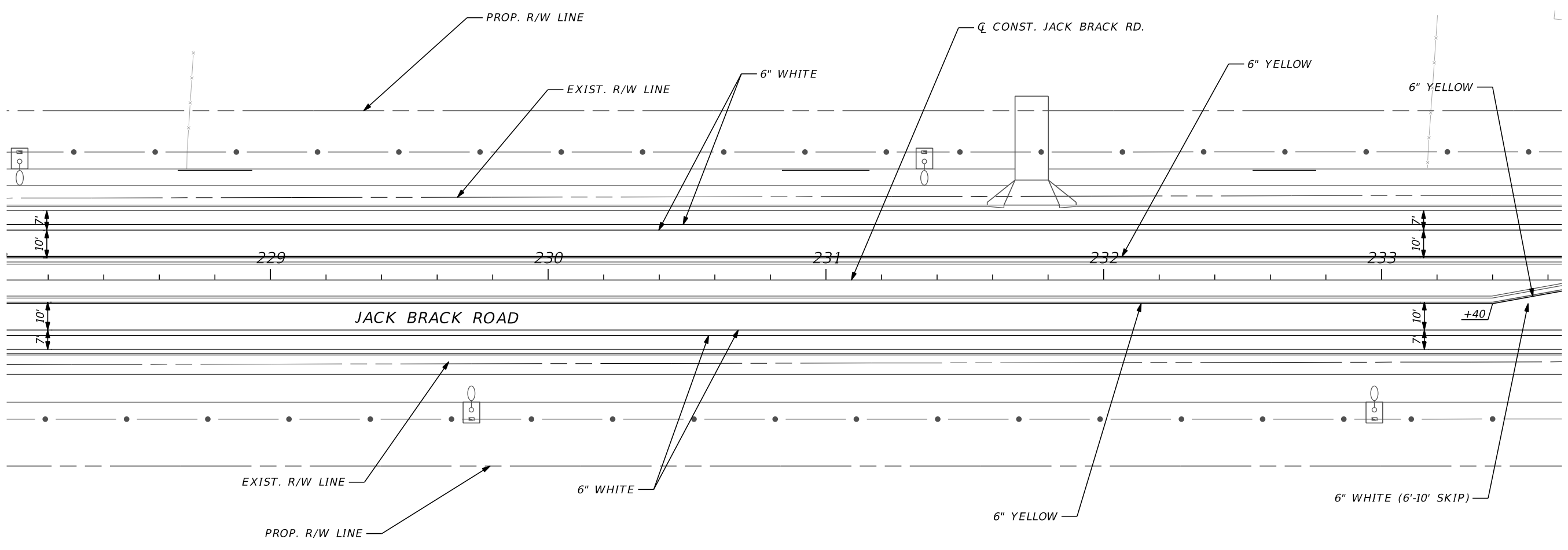
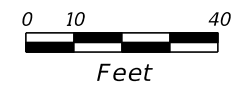
ENGINEER OF RECORD
Adam C. Burnett, PE
PE No. 82314
Inwood Consulting Engineers, Inc.
3000 Dovera Drive, Suite 200
Oviedo, Florida 32765



**SIGNING AND PAVEMENT
MARKING PLAN (23)**

SHEET NO.
S-29

THE OFFICIAL RECORD OF THIS SHEET IS THE ELECTRONIC FILE DIGITALLY SIGNED AND SEALED UNDER RULE 61G15-23.004, F.A.C.



THE OFFICIAL RECORD OF THIS SHEET IS THE ELECTRONIC FILE DIGITALLY SIGNED AND SEALED UNDER RULE 61G15-23.004, F.A.C.

REVISIONS		
DATE	BY	DESCRIPTION

**JACK BRACK ROAD
WIDENING**

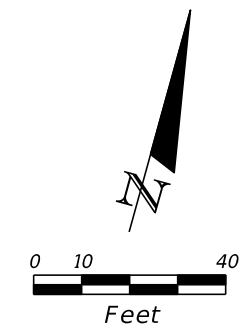
ENGINEER OF RECORD
Adam C. Burnett, PE
PE No. 82314
Inwood Consulting Engineers, Inc.
3000 Dovera Drive, Suite 200
Oviedo, Florida 32765




**OSCEOLA COUNTY
ENGINEERING DEPARTMENT**
1 Courthouse Square, Suite 1100
Kissimmee, Florida 34741-5488
Voice: (407) 343-2600 Fax (407) 343-2623

**SIGNING AND PAVEMENT
MARKING PLAN (24)**

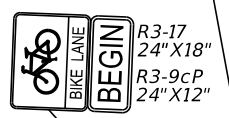
SHEET NO.
S-30



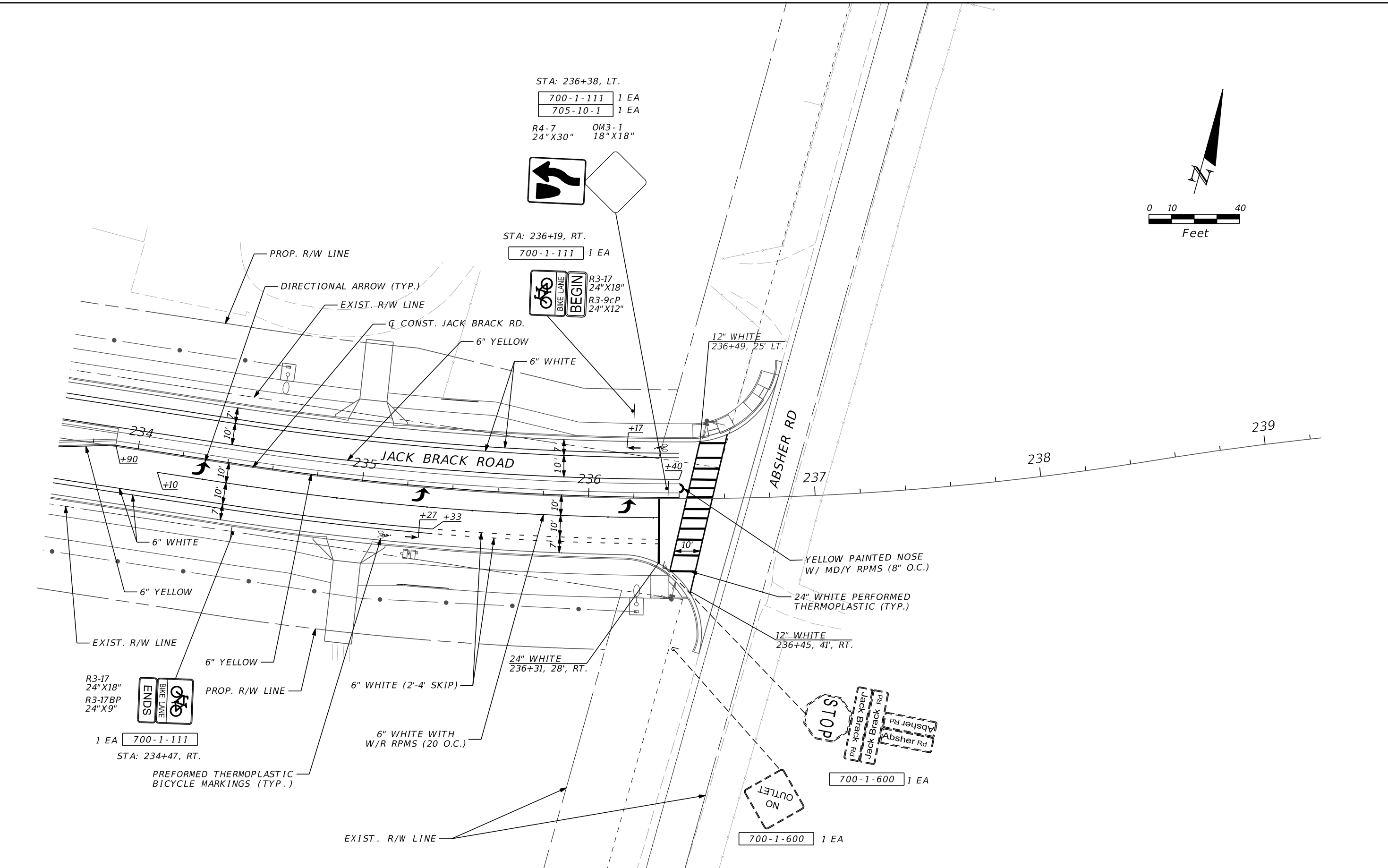
STA: 236+38, LT.
 700-1-111 1 EA
 705-10-1 1 EA
 R4-7 24" X 30" OM3-1 18" X 18"



STA: 236+19, RT.
 700-1-111 1 EA

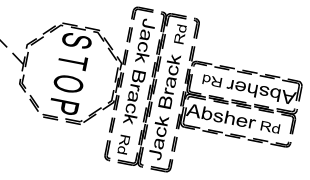


R3-17 24" X 18"
 R3-9cP 24" X 12"



R3-17 24" X 18"
 R3-17BP 24" X 9"
 1 EA 700-1-111
 STA: 234+47, RT.

PREFORMED THERMOPLASTIC BICYCLE MARKINGS (TYP.)



700-1-600 1 EA

700-1-600 1 EA

REVISIONS		
DATE	BY	DESCRIPTION

**JACK BRACK ROAD
 WIDENING**

ENGINEER OF RECORD
 Adam C. Burnett, PE
 PE No. 82314
 Inwood Consulting Engineers, Inc.
 3000 Dovera Drive, Suite 200
 Oviedo, Florida 32765

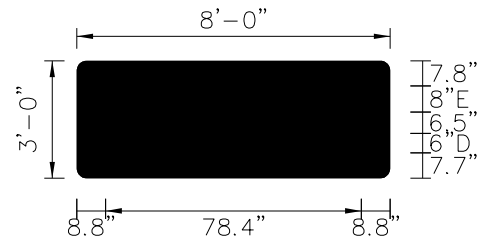


OSCEOLA COUNTY
 ENGINEERING DEPARTMENT
 1 Courthouse Square, Suite 1100
 Kissimmee, Florida 34741-5488
 Voice: (407) 343-2600 Fax (407) 343-2623

**SIGNING AND PAVEMENT
 MARKING PLAN (25)**

SHEET NO.
 S-31

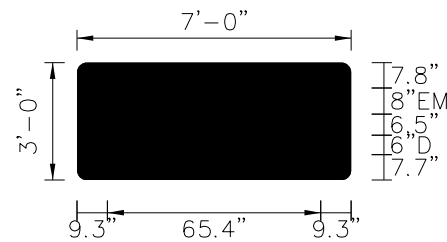
SIGN NAME	GS-1	QTY	1	SIGN NUMBER		STATION(S)	
PANEL	BORDER					108+50	
WIDTH	8'-0"	WIDTH	1.25'				
HEIGHT	3'-0"	RADII	4.5"				
LEGEND	White	COLOR	White				
COLOR	Green						
SYMBOL(S)	ANGLE	X	Y	WID	HT		
SIGN NUMBER	NUMBER OF POSTS	CLEARANCE Edge of Lane	COLUMN SIZE	AVERAGE LENGTH			



NO. OF LIGHT FIXTURES	FIXTURE SPACING	PHOTOMETRIC CURVE	WATT	VOLTAGE

COPY	N	a	r	c	o	o	s	s	e	e	R	d	L							
SPACE	6.5	4.9	3.7	5	5.1	5.1	4.9	4.9	5	5	6.5	5	78.4							
COPY	N	E	X	T	S	I	G	N	A	L	L									
SPACE	4.1	3.7	4.1	3.7	4.1	1	4.1	4.1	5.1	3.7	51.6									
COPY																				
SPACE																				
COPY																				
SPACE																				
COPY																				
SPACE																				
COPY																				
SPACE																				

SIGN NAME	GS-3	QTY	1	SIGN NUMBER		STATION(S)	
PANEL	BORDER					227+33	
WIDTH	6'-6"	WIDTH	1"				
HEIGHT	3'-0"	RADII	3"				
LEGEND	White	COLOR	White				
COLOR	Green						
SYMBOL(S)	ANGLE	X	Y	WID	HT		
SIGN NUMBER	NUMBER OF POSTS	CLEARANCE Edge of Lane	COLUMN SIZE	AVERAGE LENGTH			



NO. OF LIGHT FIXTURES	FIXTURE SPACING	PHOTOMETRIC CURVE	WATT	VOLTAGE

COPY	A	b	s	h	e	r	R	d	L										
SPACE	8.1	5.3	5.3	5.3	5.3	4	6.5	5.3	65.4										
COPY	N	E	X	T	S	I	G	N	A	L	L								
SPACE	4.1	3.7	4.1	3.7	4.1	1	4.1	4.1	5.1	3.7	51.6								
COPY																			
SPACE																			
COPY																			
SPACE																			
COPY																			
SPACE																			
COPY																			
SPACE																			

REVISIONS		
DATE	BY	DESCRIPTION

**JACK BRACK ROAD
WIDENING**

ENGINEER OF RECORD
Adam C. Burnett, PE
PE No. 82314
Inwood Consulting Engineers, Inc.
3000 Dovera Drive, Suite 200
Oviedo, Florida 32765

 **OSCEOLA COUNTY**
ENGINEERING DEPARTMENT
1 Courthouse Square, Suite 1100
Kissimmee, Florida 34741-5488
Voice: (407) 343-2600 Fax (407) 343-2623

**GUIDE SIGN
WORKSHEET**

SHEET NO.
S-32

THE OFFICIAL RECORD OF THIS SHEET IS THE ELECTRONIC FILE DIGITALLY SIGNED AND SEALED UNDER RULE 61G15-23.004, F.A.C.